

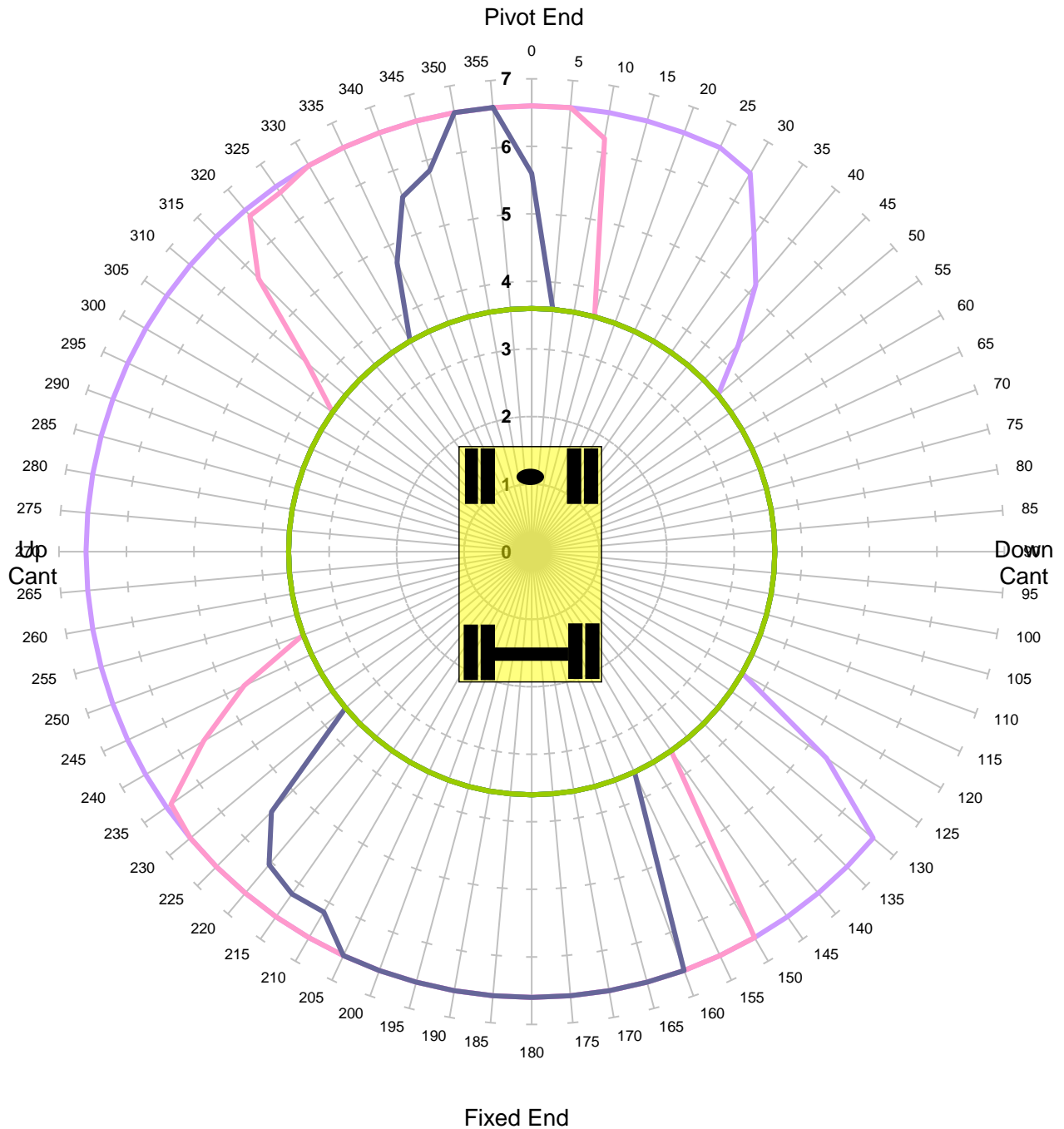


**KING TRANSPORT EQUIPMENT LTD**

**Max Capacity Contours of Radius(m) Plots 2.1m Dipper**

**Gradient 1 in -25 Height 2m Lift BP**

**Unlocked Rail Cant -150mm**



Units in Tonnes

- 1
- 2
- 3
- 4
- 5
- 6
- 7
- 8
- 9
- 10

<b>MACHINE &amp; MODEL:</b>	Case 988	<b>REFERENCE:</b>	99709 940611-5
<b>SERIAL No:</b>	CGG0232253	<b>DATE OF CHART:</b>	22-Apr-2024
<b>EQUIPMENT:</b>	4.29m + 2.1m	<b>SAFETY FACTOR:</b>	67.0%
<b>COMMENT:</b>			

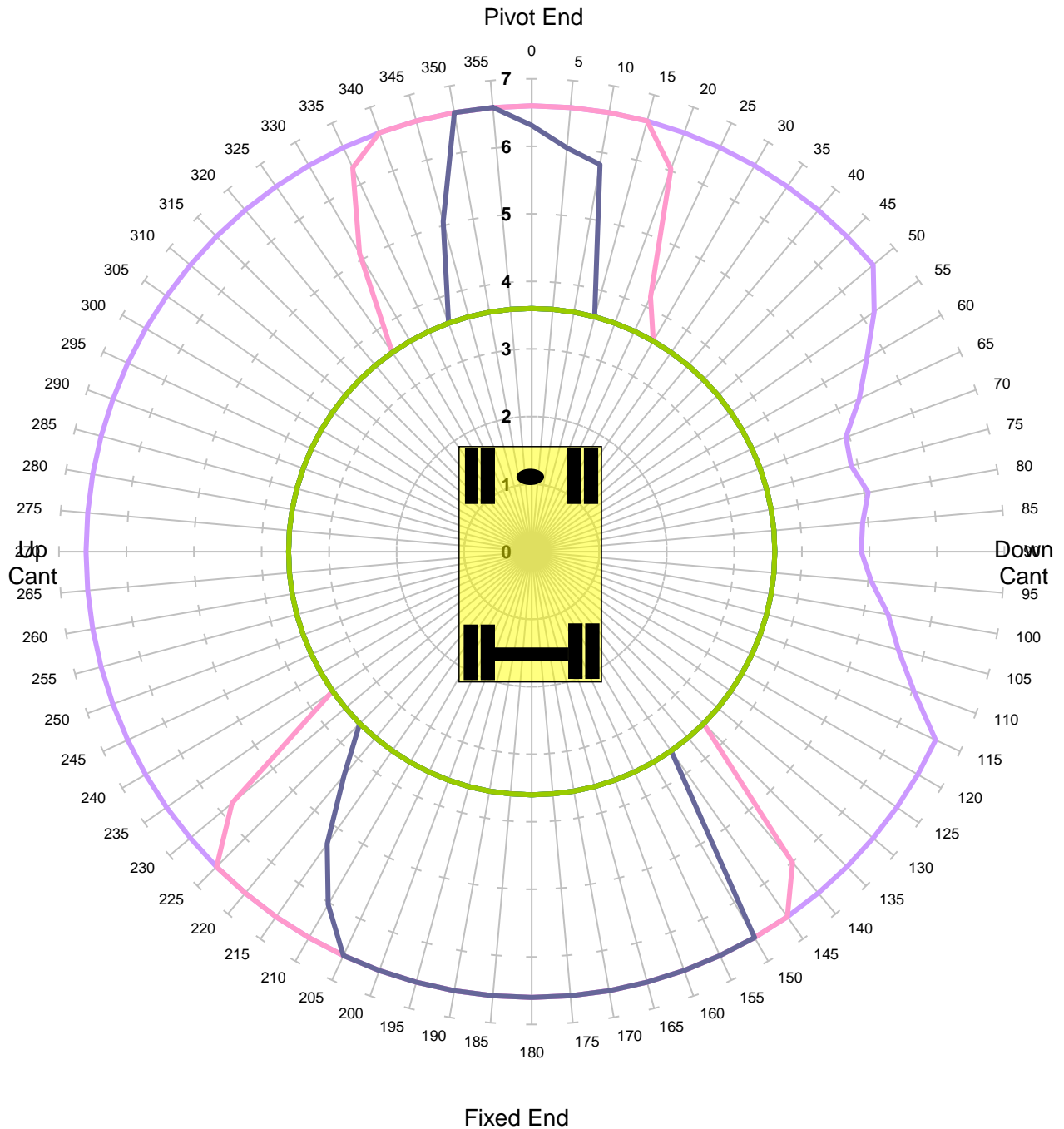


**KING TRANSPORT EQUIPMENT LTD**

**Max Capacity Contours of Radius(m) Plots 2.1m Dipper**

**Gradient 1 in -25 Height 2m Lift BP**

**Unlocked Rail Cant -50mm**



Units in Tonnes

- 1
- 2
- 3
- 4
- 5
- 6
- 7
- 8
- 9
- 10

<b>MACHINE &amp; MODEL:</b>	Case 988	<b>REFERENCE:</b>	99709 940611-5
<b>SERIAL No:</b>	CGG0232253	<b>DATE OF CHART:</b>	22-Apr-2024
<b>EQUIPMENT:</b>	4.29m + 2.1m	<b>SAFETY FACTOR:</b>	67.0%
<b>COMMENT:</b>			

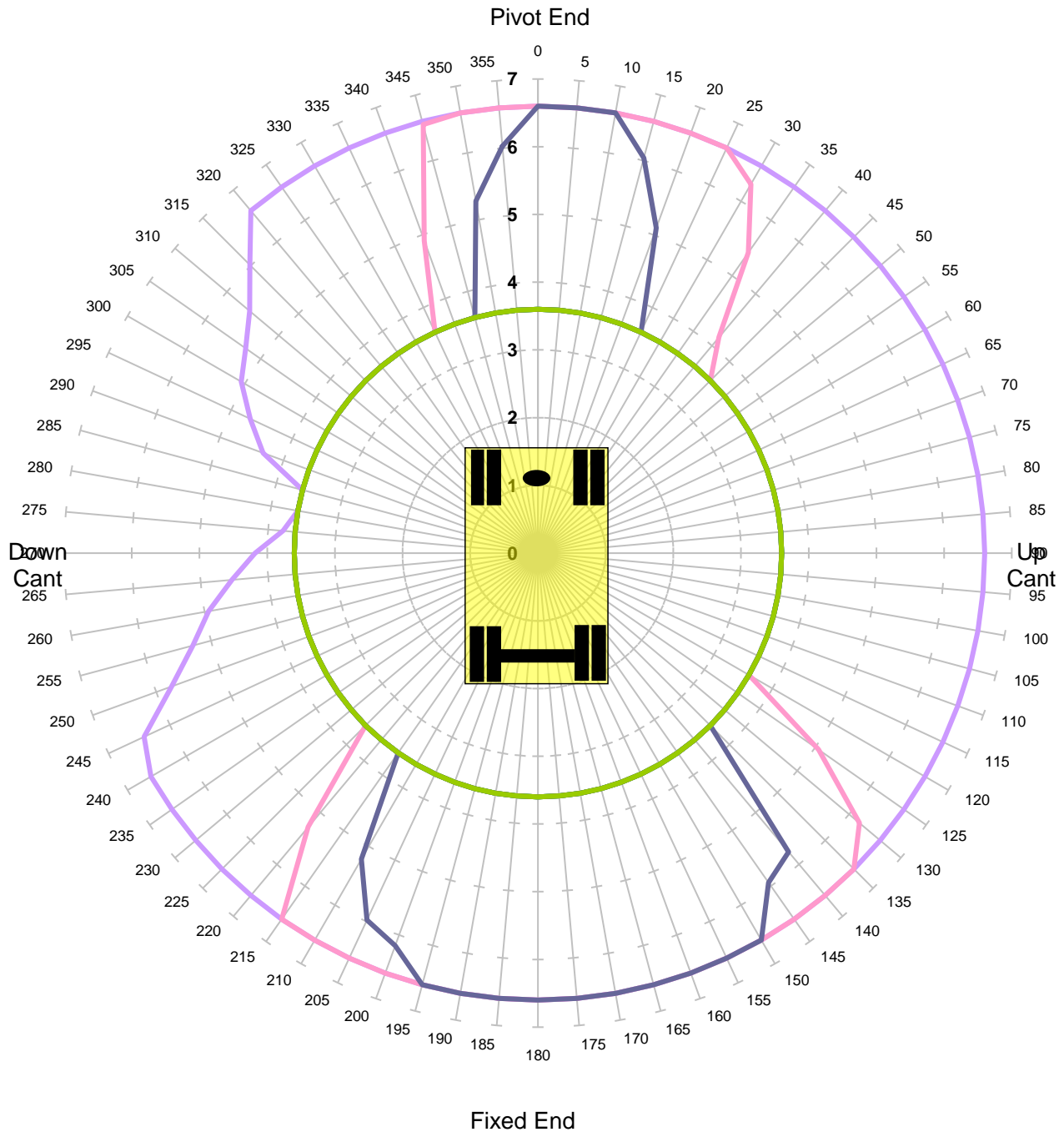


**KING TRANSPORT EQUIPMENT LTD**

**Max Capacity Contours of Radius(m) Plots 2.1m Dipper**

**Gradient 1 in -25 Height 2m Lift BP**

**Unlocked Rail Cant 50mm**



Units in Tonnes

- 1
- 2
- 3
- 4
- 5
- 6
- 7
- 8
- 9
- 10

<b>MACHINE &amp; MODEL:</b>	Case 988	<b>REFERENCE:</b>	99709 940611-5
<b>SERIAL No:</b>	CGG0232253	<b>DATE OF CHART:</b>	22-Apr-2024
<b>EQUIPMENT:</b>	4.29m + 2.1m	<b>SAFETY FACTOR:</b>	67.0%
<b>COMMENT:</b>			

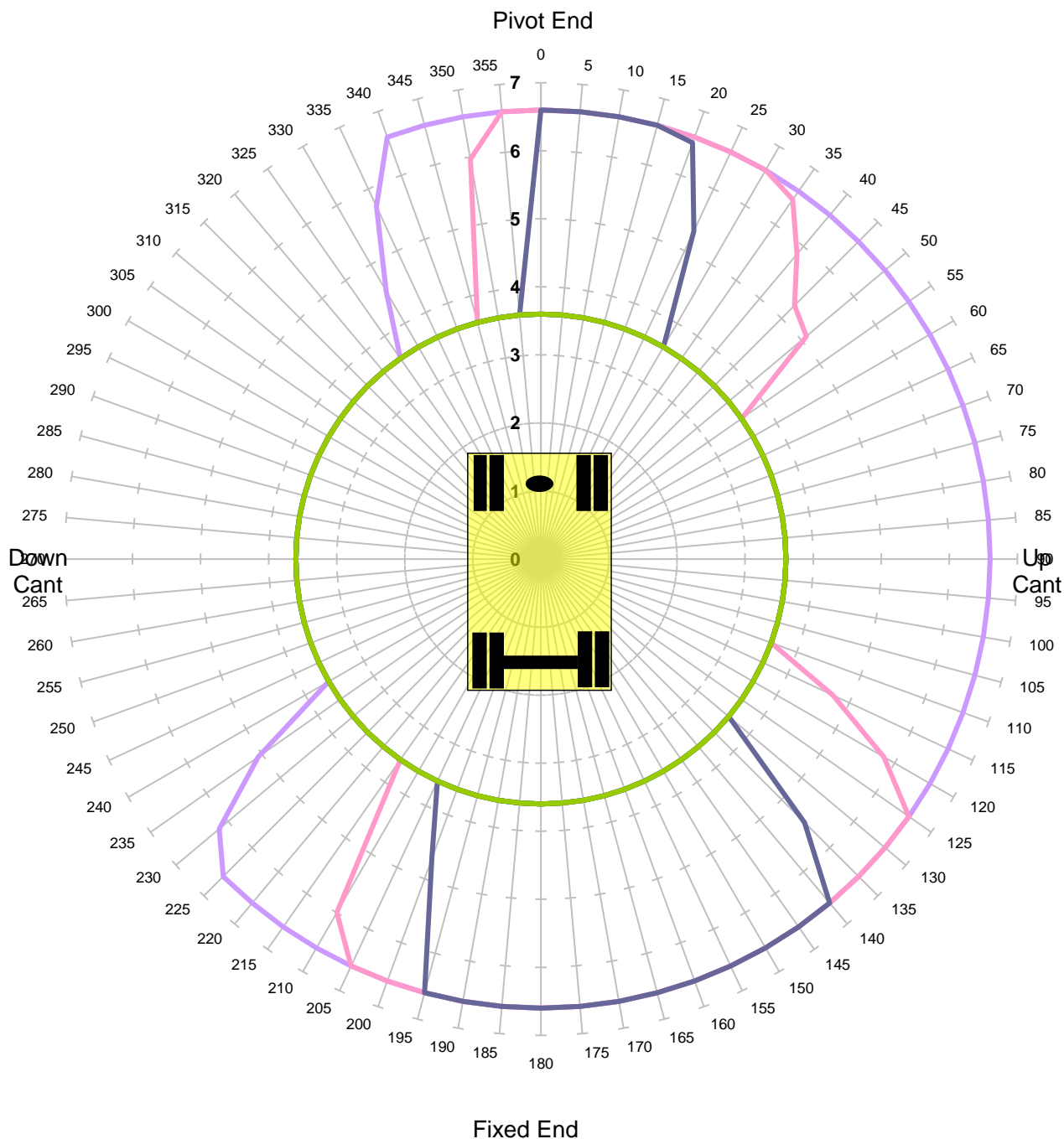


## KING TRANSPORT EQUIPMENT LTD

Max Capacity Contours of Radius(m) Plots 2.1m Dipper

Gradient 1 in -25 Height 2m Lift BP

Unlocked Rail Cant 150mm



Units in Tonnes

1 2 3 4 5 6 7 8 9 10

<b>MACHINE &amp; MODEL:</b> <b>SERIAL No:</b> <b>EQUIPMENT:</b> <b>COMMENT:</b>	Case 988 CGG0232253 4.29m + 2.1m	<b>REFERENCE:</b> <b>DATE OF CHART:</b> <b>SAFETY FACTOR:</b>	99709 940611-5 22-Apr-2024 67.0%

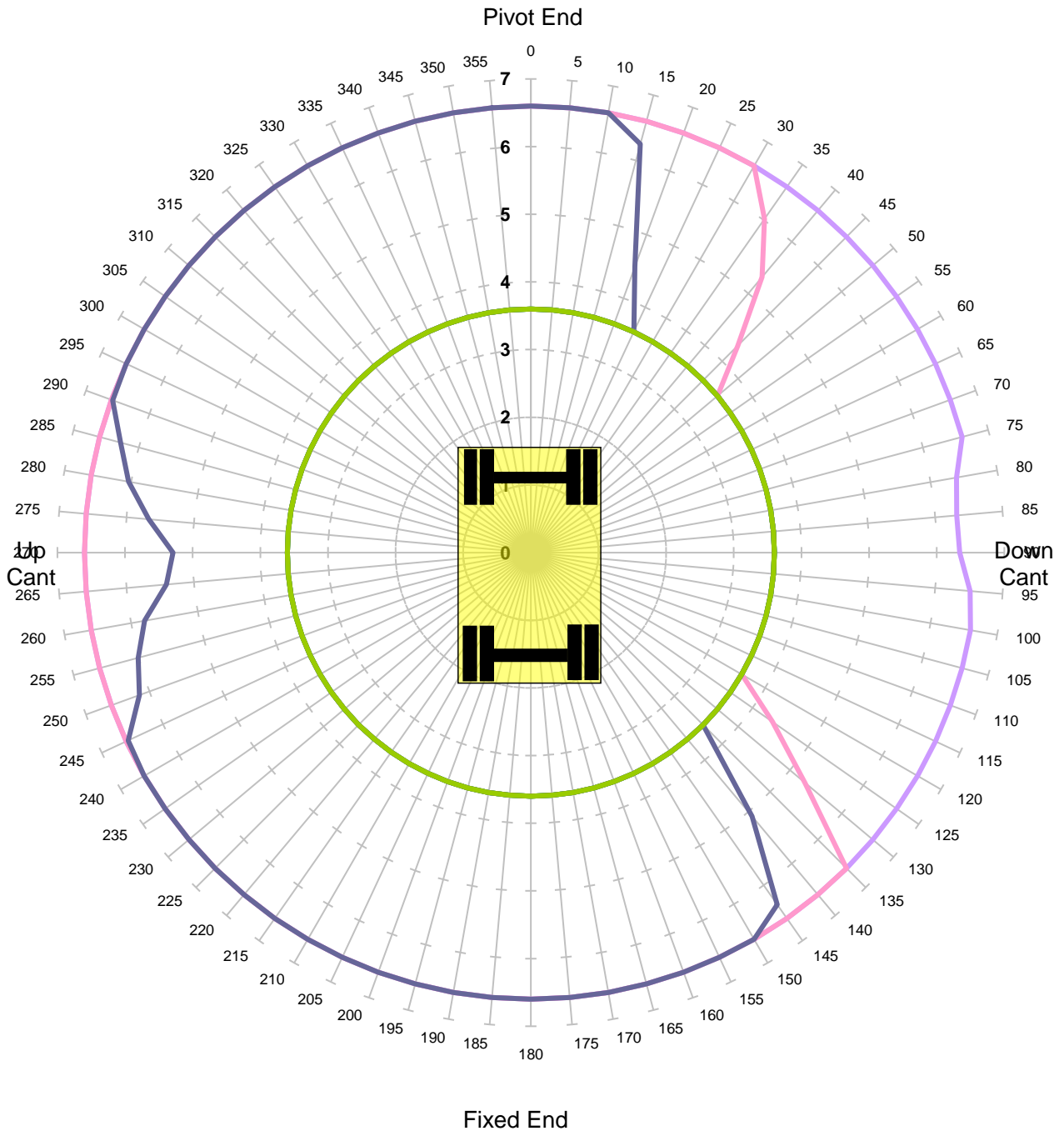


## KING TRANSPORT EQUIPMENT LTD

Max Capacity Contours of Radius(m) Plots 2.1m Dipper

Gradient 1 in -25 Height 2m Lift BP

Locked Rail Cant -150mm



Units in Tonnes

- 1
- 2
- 3
- 4
- 5
- 6
- 7
- 8
- 9
- 10

<b>MACHINE &amp; MODEL:</b>	Case 988	<b>REFERENCE:</b>	99709 940611-5
<b>SERIAL No:</b>	CGG0232253	<b>DATE OF CHART:</b>	22-Apr-2024
<b>EQUIPMENT:</b>	4.29m + 2.1m	<b>SAFETY FACTOR:</b>	90.0%
<b>COMMENT:</b>			

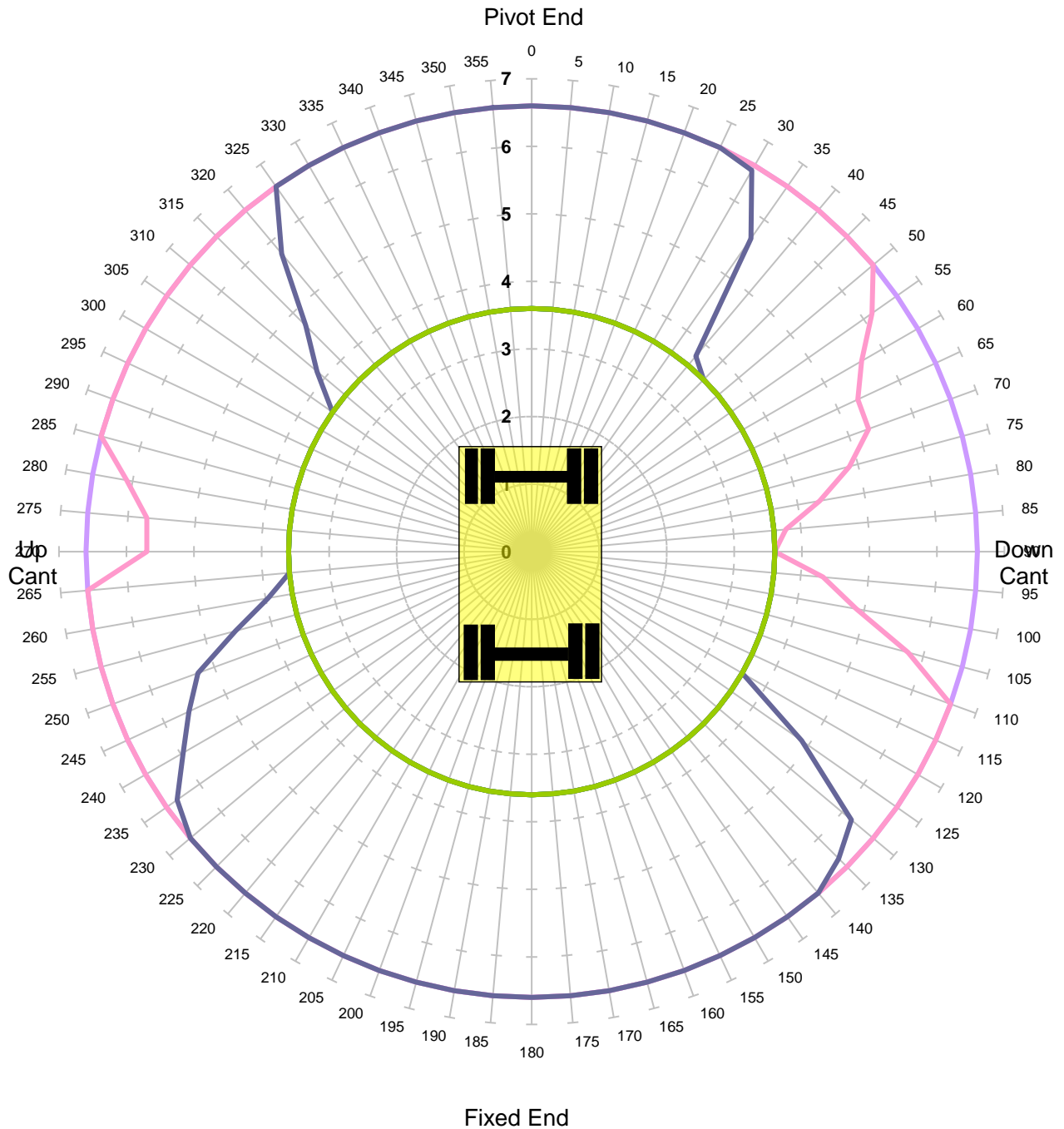


## KING TRANSPORT EQUIPMENT LTD

Max Capacity Contours of Radius(m) Plots 2.1m Dipper

Gradient 1 in -25 Height 2m Lift BP

Locked Rail Cant -50mm



Units in Tonnes

- 1
- 2
- 3
- 4
- 5
- 6
- 7
- 8
- 9
- 10

<b>MACHINE &amp; MODEL:</b>	Case 988	<b>REFERENCE:</b>	99709 940611-5
	<b>SERIAL No:</b> CGG0232253		<b>DATE OF CHART:</b> 22-Apr-2024
<b>EQUIPMENT:</b>	4.29m + 2.1m	<b>SAFETY FACTOR:</b>	90.0%
<b>COMMENT:</b>			

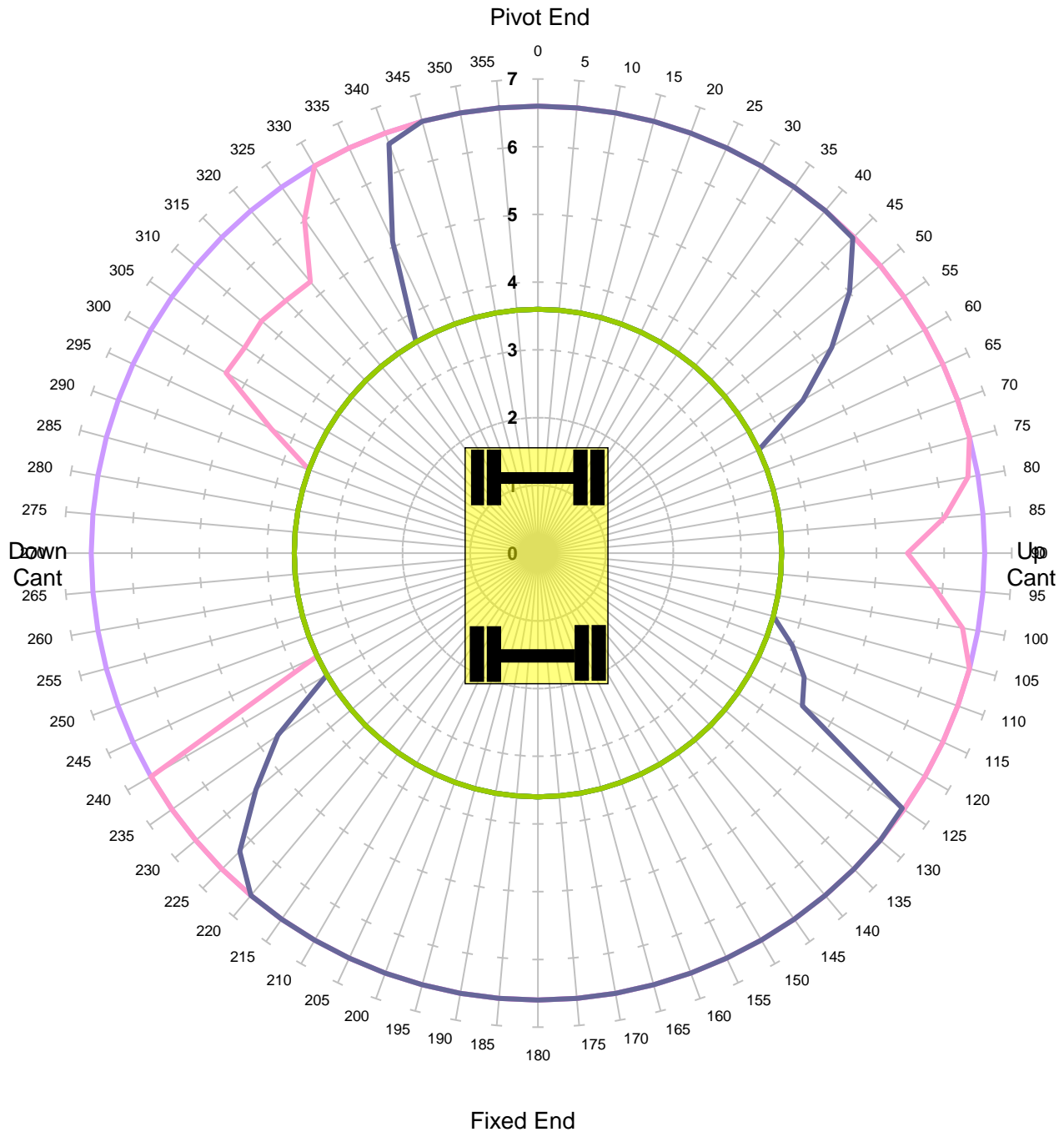


**KING TRANSPORT EQUIPMENT LTD**

**Max Capacity Contours of Radius(m) Plots 2.1m Dipper**

**Gradient 1 in -25 Height 2m Lift BP**

**Locked Rail Cant 50mm**



Units in Tonnes

- 1
- 2
- 3
- 4
- 5
- 6
- 7
- 8
- 9
- 10

<b>MACHINE &amp; MODEL:</b>	Case 988	<b>REFERENCE:</b>	99709 940611-5
<b>SERIAL No:</b>	CGG0232253	<b>DATE OF CHART:</b>	22-Apr-2024
<b>EQUIPMENT:</b>	4.29m + 2.1m	<b>SAFETY FACTOR:</b>	90.0%
<b>COMMENT:</b>			

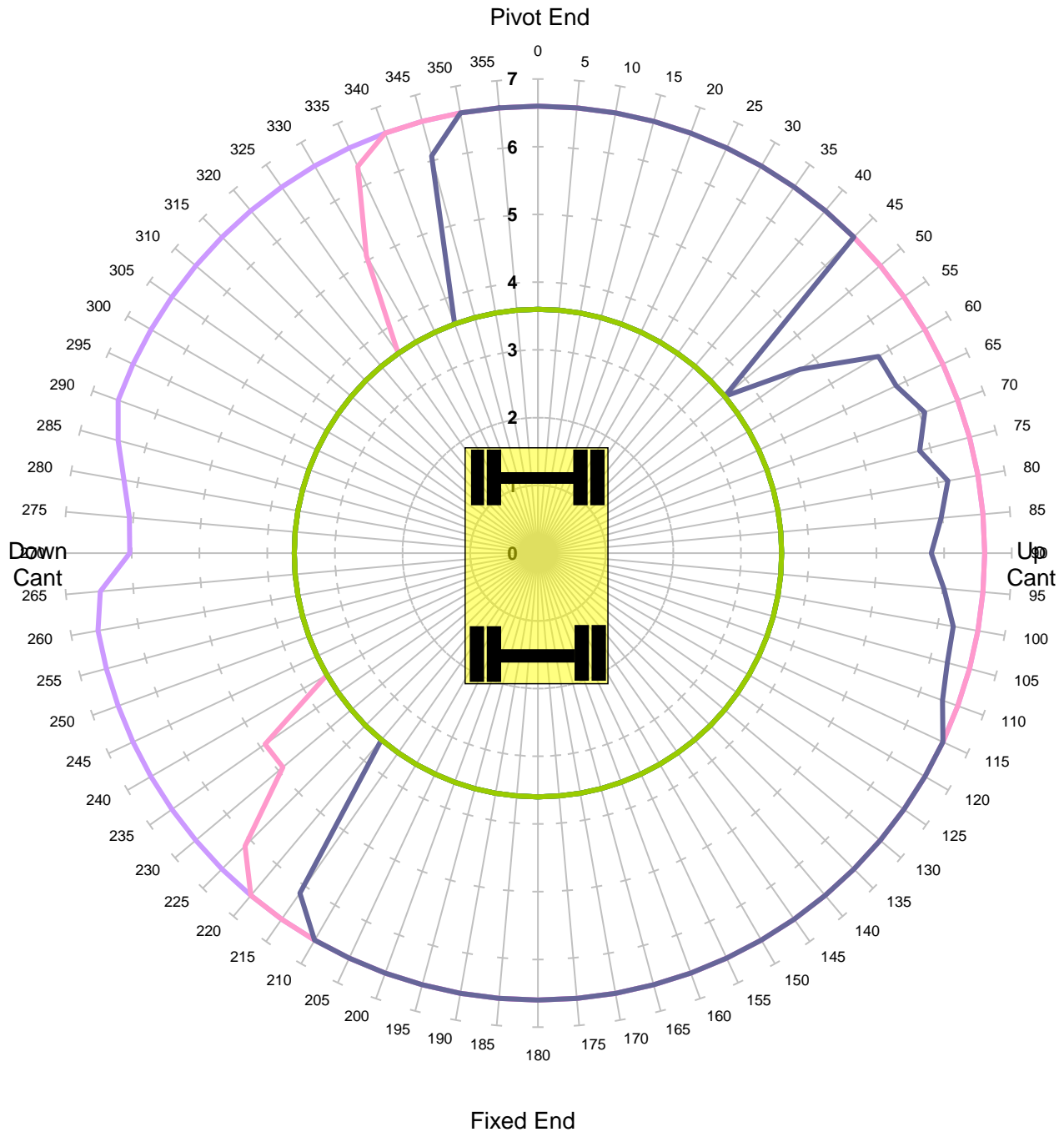


**KING TRANSPORT EQUIPMENT LTD**

**Max Capacity Contours of Radius(m) Plots 2.1m Dipper**

**Gradient 1 in -25 Height 2m Lift BP**

**Locked Rail Cant 150mm**



Units in Tonnes

- 1
- 2
- 3
- 4
- 5
- 6
- 7
- 8
- 9
- 10

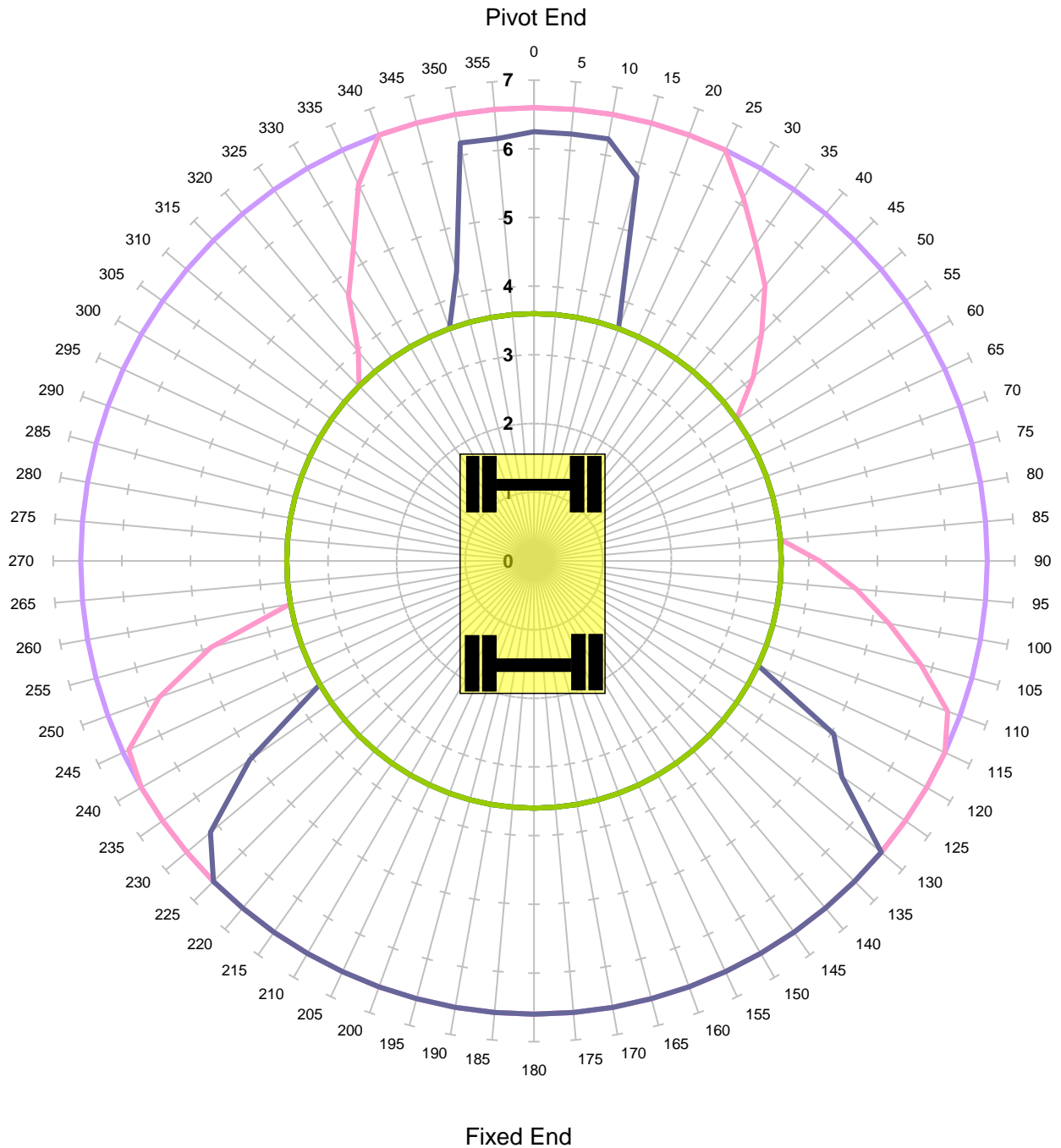
<b>MACHINE &amp; MODEL:</b>	Case 988	<b>REFERENCE:</b>	99709 940611-5
<b>SERIAL No:</b>	CGG0232253	<b>DATE OF CHART:</b>	22-Apr-2024
<b>EQUIPMENT:</b>	4.29m + 2.1m	<b>SAFETY FACTOR:</b>	90.0%
<b>COMMENT:</b>			





**KING TRANSPORT EQUIPMENT LTD**

**Max Capacity Contours of Radius(m) Plots 2.1m Dipper  
Level Ground Height 2m Lift BP  
Unlocked Road**



Units in Tonnes

- 1
- 2
- 3
- 4
- 5
- 6
- 7
- 8
- 9
- 10

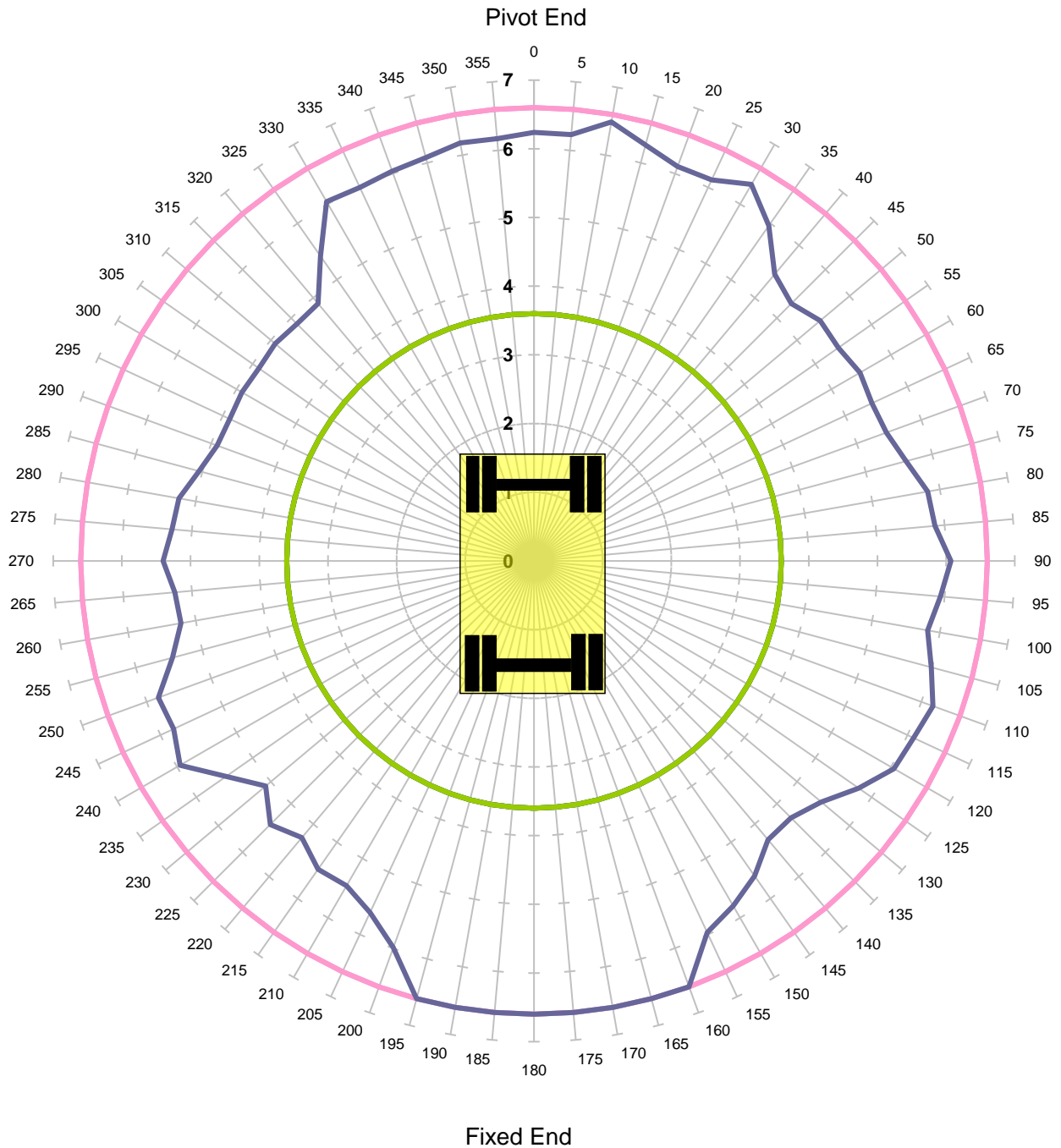
<b>MACHINE &amp; MODEL:</b>	Case 988	<b>REFERENCE:</b>	99709 940611-5
<b>SERIAL No:</b>	CGG0232253	<b>DATE OF CHART:</b>	22-Apr-2024
<b>EQUIPMENT:</b>	4.29m + 2.1m	<b>SAFETY FACTOR:</b>	75.0%
<b>COMMENT:</b>			



**KING TRANSPORT EQUIPMENT LTD**

**Max Capacity Contours of Radius(m) Plots 2.1m Dipper  
Level Ground Height 2m Lift BP**

**Locked Road**



Units in Tonnes

- 1
- 2
- 3
- 4
- 5
- 6
- 7
- 8
- 9
- 10

<b>MACHINE &amp; MODEL:</b>	Case 988	<b>REFERENCE:</b>	99709 940611-5
<b>SERIAL No:</b>	CGG0232253	<b>DATE OF CHART:</b>	22-Apr-2024
<b>EQUIPMENT:</b>	4.29m + 2.1m	<b>SAFETY FACTOR:</b>	75.0%
<b>COMMENT:</b>			

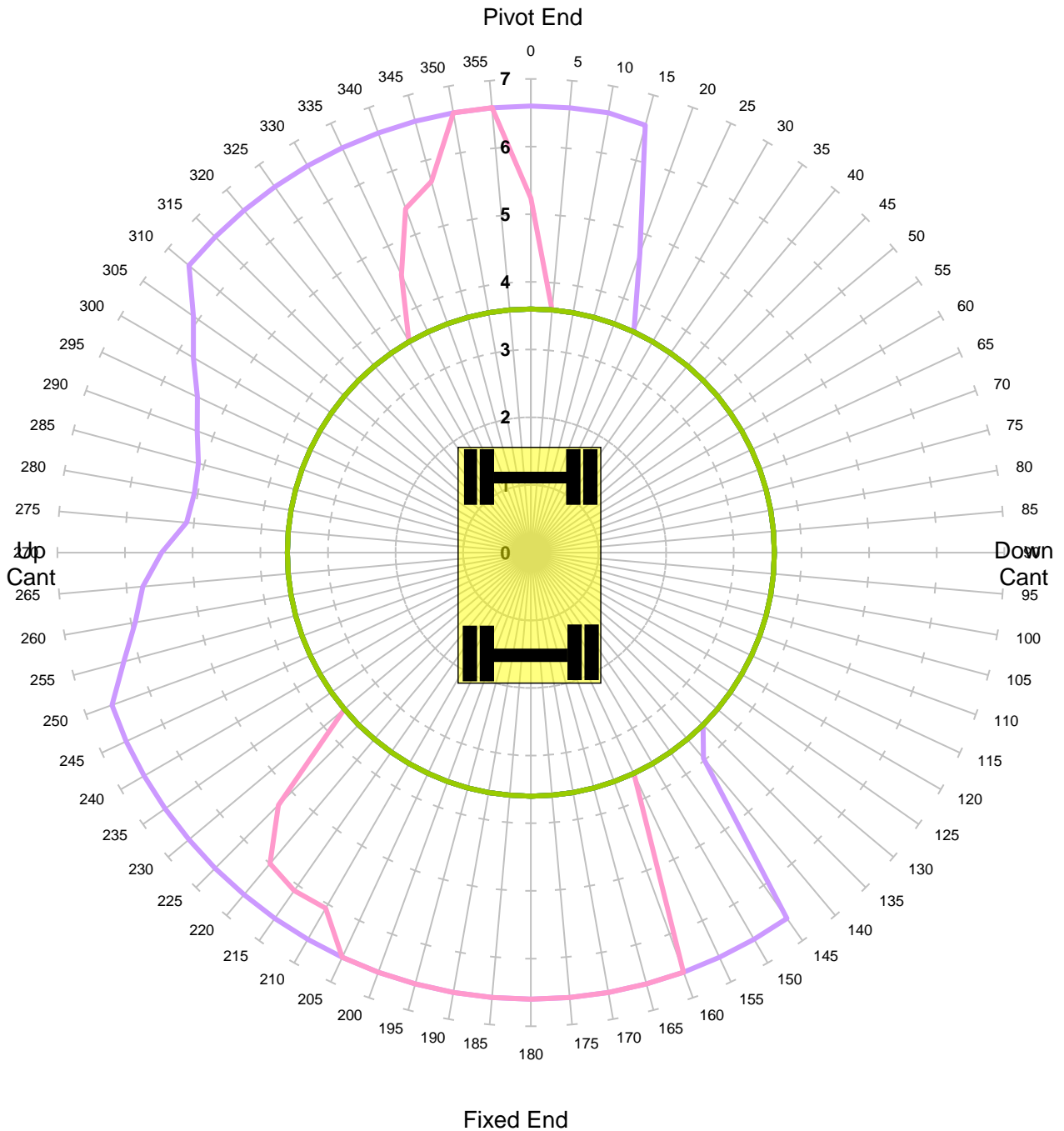


**KING TRANSPORT EQUIPMENT LTD**

**Max Capacity Contours of Radius(m) Plots 2.1m Dipper**

**Gradient 1 in -25 Height 2m Lift BP**

**Unlocked Rail Cant -150mm - Tandem Lift**



Units in Tonnes

- 1
- 2
- 3
- 4
- 5
- 6
- 7
- 8
- 9
- 10

<b>MACHINE &amp; MODEL:</b>	Case 988	<b>REFERENCE:</b>	99709 940611-5
<b>SERIAL No:</b>	CGG0232253	<b>DATE OF CHART:</b>	22-Apr-2024
<b>EQUIPMENT:</b>	4.29m + 2.1m	<b>SAFETY FACTOR:</b>	44.0%
<b>COMMENT:</b>			

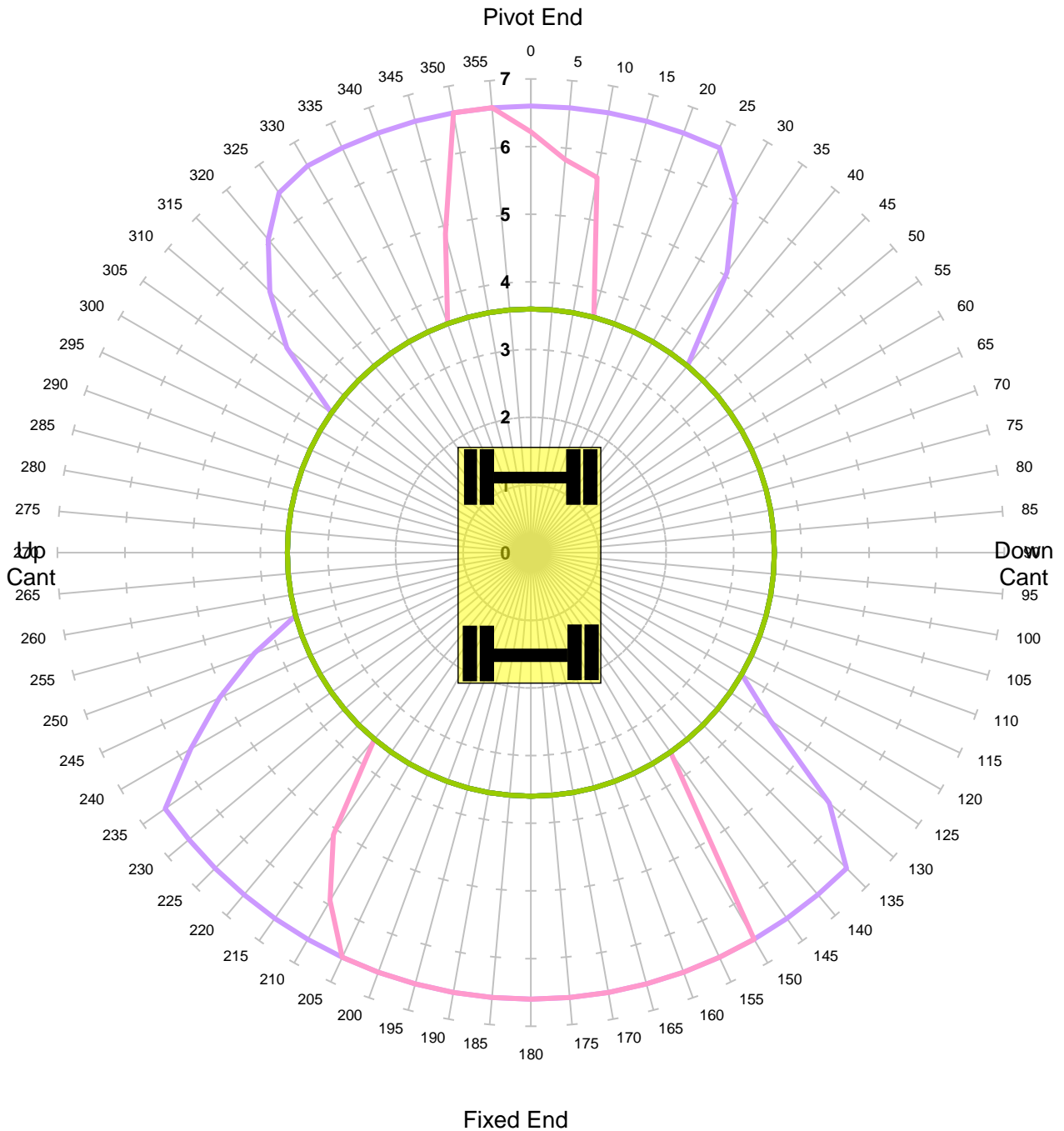


**KING TRANSPORT EQUIPMENT LTD**

**Max Capacity Contours of Radius(m) Plots 2.1m Dipper**

**Gradient 1 in -25 Height 2m Lift BP**

**Unlocked Rail Cant -50mm - Tandem Lift**



Units in Tonnes

- 1
- 2
- 3
- 4
- 5
- 6
- 7
- 8
- 9
- 10

<b>MACHINE &amp; MODEL:</b>	Case 988	<b>REFERENCE:</b>	99709 940611-5
<b>SERIAL No:</b>	CGG0232253	<b>DATE OF CHART:</b>	22-Apr-2024
<b>EQUIPMENT:</b>	4.29m + 2.1m	<b>SAFETY FACTOR:</b>	44.0%
<b>COMMENT:</b>			

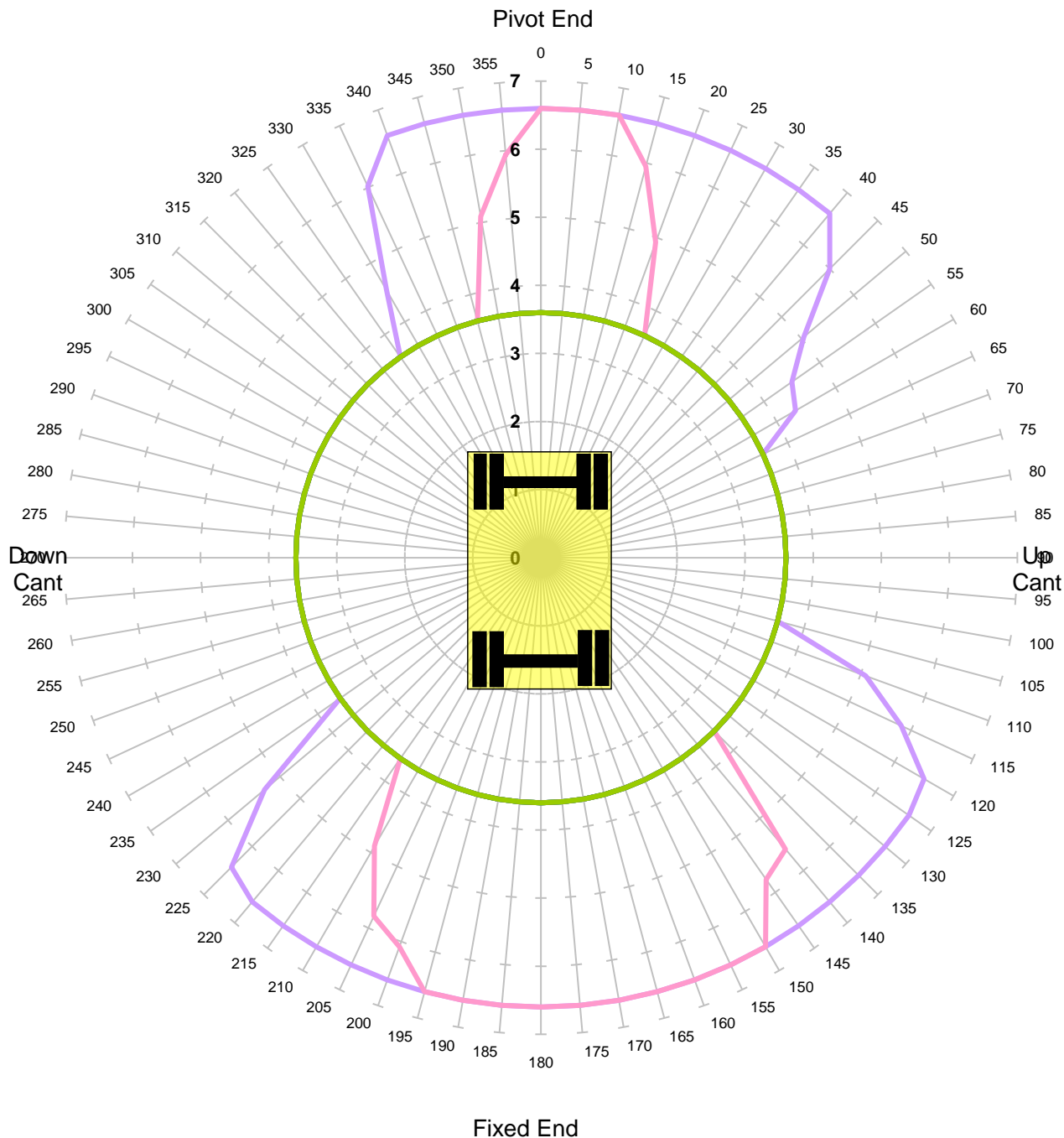


## KING TRANSPORT EQUIPMENT LTD

Max Capacity Contours of Radius(m) Plots 2.1m Dipper

Gradient 1 in -25 Height 2m Lift BP

Unlocked Rail Cant 50mm - Tandem Lift



Units in Tonnes

- 1
- 2
- 3
- 4
- 5
- 6
- 7
- 8
- 9
- 10

<b>MACHINE &amp; MODEL:</b> <b>SERIAL No:</b> <b>EQUIPMENT:</b> <b>COMMENT:</b>	Case 988 CGG0232253 4.29m + 2.1m	<b>REFERENCE:</b> <b>DATE OF CHART:</b> <b>SAFETY FACTOR:</b>	99709 940611-5 22-Apr-2024 44.0%

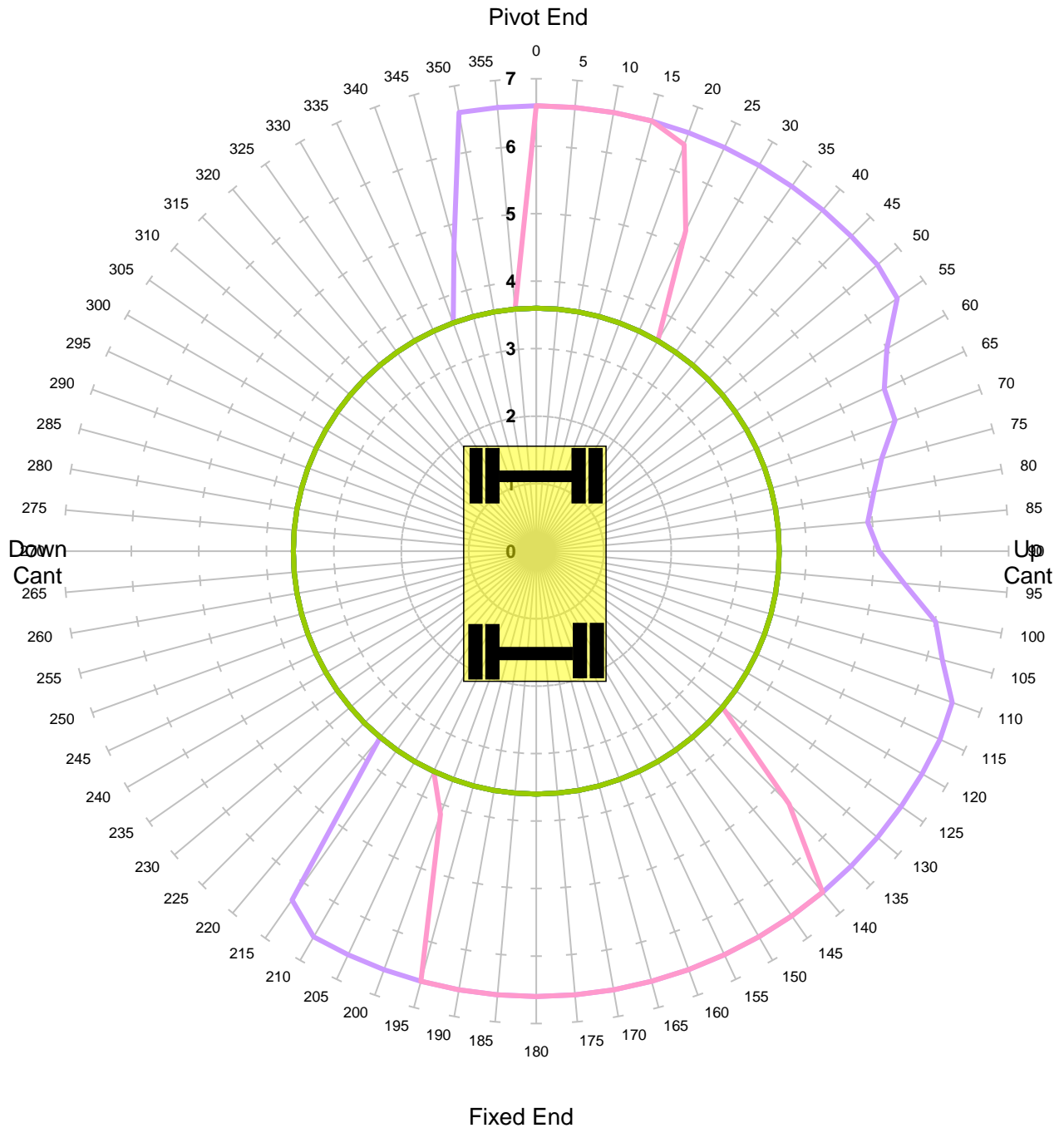


**KING TRANSPORT EQUIPMENT LTD**

**Max Capacity Contours of Radius(m) Plots 2.1m Dipper**

**Gradient 1 in -25 Height 2m Lift BP**

**Unlocked Rail Cant 150mm - Tandem Lift**



Units in Tonnes

- 1
- 2
- 3
- 4
- 5
- 6
- 7
- 8
- 9
- 10

<b>MACHINE &amp; MODEL:</b>	Case 988	<b>REFERENCE:</b>	99709 940611-5
<b>SERIAL No:</b>	CGG0232253	<b>DATE OF CHART:</b>	22-Apr-2024
<b>EQUIPMENT:</b>	4.29m + 2.1m	<b>SAFETY FACTOR:</b>	44.0%
<b>COMMENT:</b>			

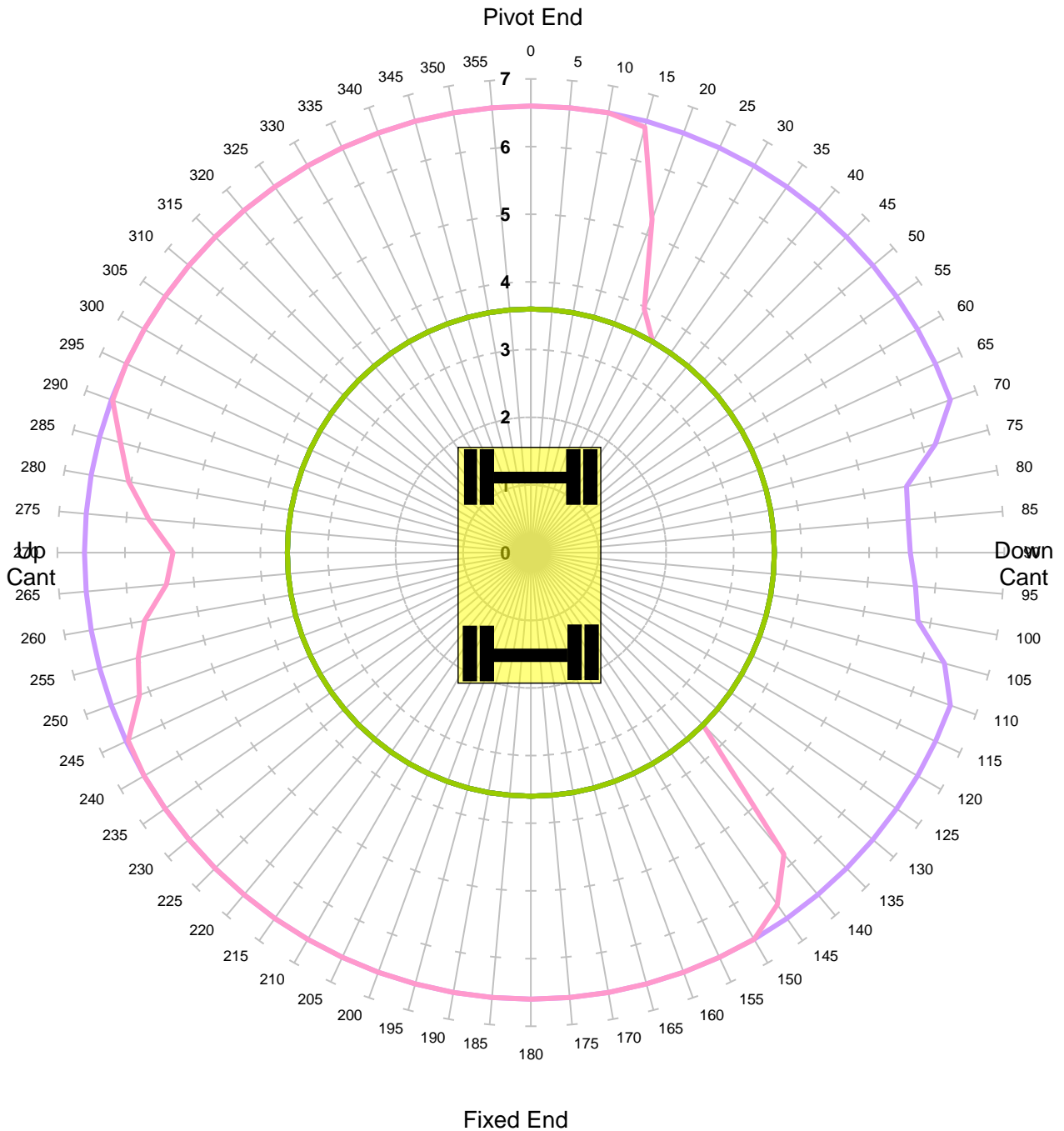


**KING TRANSPORT EQUIPMENT LTD**

**Max Capacity Contours of Radius(m) Plots 2.1m Dipper**

**Gradient 1 in -25 Height 2m Lift BP**

**Locked Rail Cant -150mm - Tandem Lift**



Units in Tonnes

- 1
- 2
- 3
- 4
- 5
- 6
- 7
- 8
- 9
- 10

<b>MACHINE &amp; MODEL:</b>	Case 988	<b>REFERENCE:</b>	99709 940611-5
	<b>SERIAL No:</b> CGG0232253		<b>DATE OF CHART:</b> 22-Apr-2024
<b>EQUIPMENT:</b>	4.29m + 2.1m	<b>SAFETY FACTOR:</b>	59.0%
<b>COMMENT:</b>			

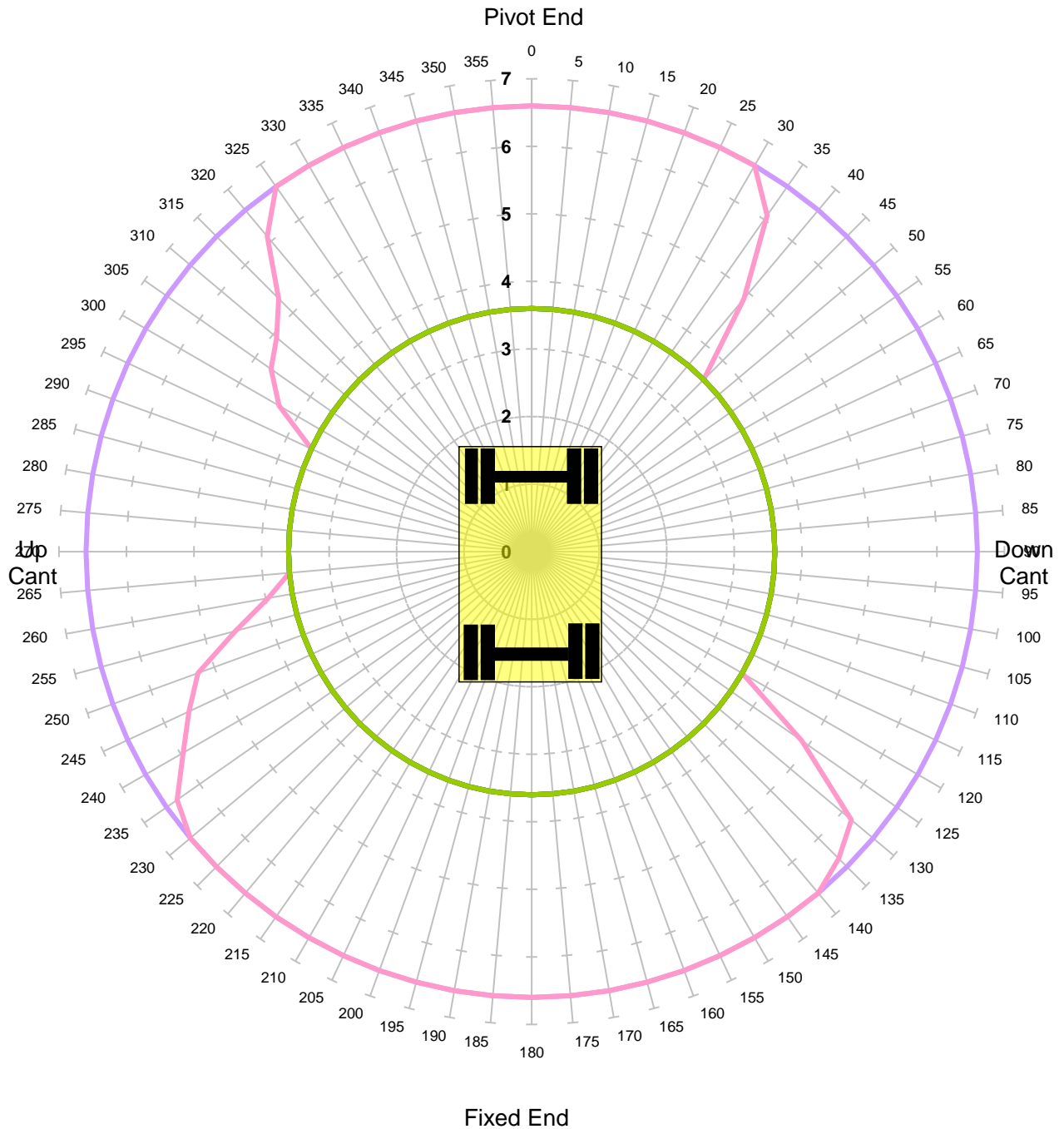


## KING TRANSPORT EQUIPMENT LTD

Max Capacity Contours of Radius(m) Plots 2.1m Dipper

Gradient 1 in -25 Height 2m Lift BP

Locked Rail Cant -50mm - Tandem Lift



Units in Tonnes

- 1
- 2
- 3
- 4
- 5
- 6
- 7
- 8
- 9
- 10

<b>MACHINE &amp; MODEL:</b>	Case 988	<b>REFERENCE:</b>	99709 940611-5
<b>SERIAL No:</b>	CGG0232253	<b>DATE OF CHART:</b>	22-Apr-2024
<b>EQUIPMENT:</b>	4.29m + 2.1m	<b>SAFETY FACTOR:</b>	59.0%
<b>COMMENT:</b>			



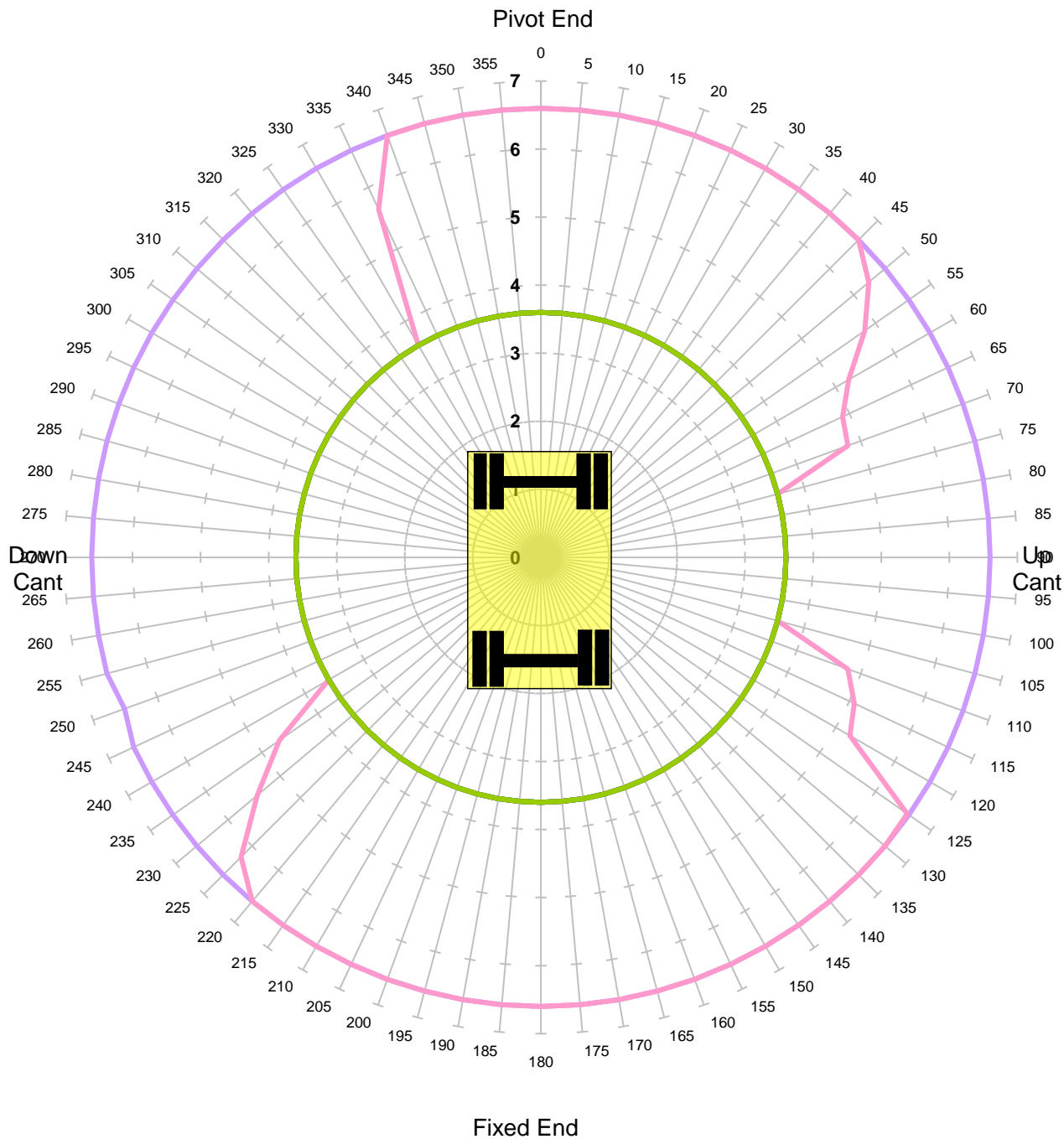


## KING TRANSPORT EQUIPMENT LTD

Max Capacity Contours of Radius(m) Plots 2.1m Dipper

Gradient 1 in -25 Height 2m Lift BP

**Locked Rail Cant 50mm - Tandem Lift**



Units in Tonnes

- 1
- 2
- 3
- 4
- 5
- 6
- 7
- 8
- 9
- 10

<b>MACHINE &amp; MODEL:</b>	Case 988	<b>REFERENCE:</b>	99709 940611-5
<b>SERIAL No:</b>	CGG0232253	<b>DATE OF CHART:</b>	22-Apr-2024
<b>EQUIPMENT:</b>	4.29m + 2.1m	<b>SAFETY FACTOR:</b>	59.0%
<b>COMMENT:</b>			

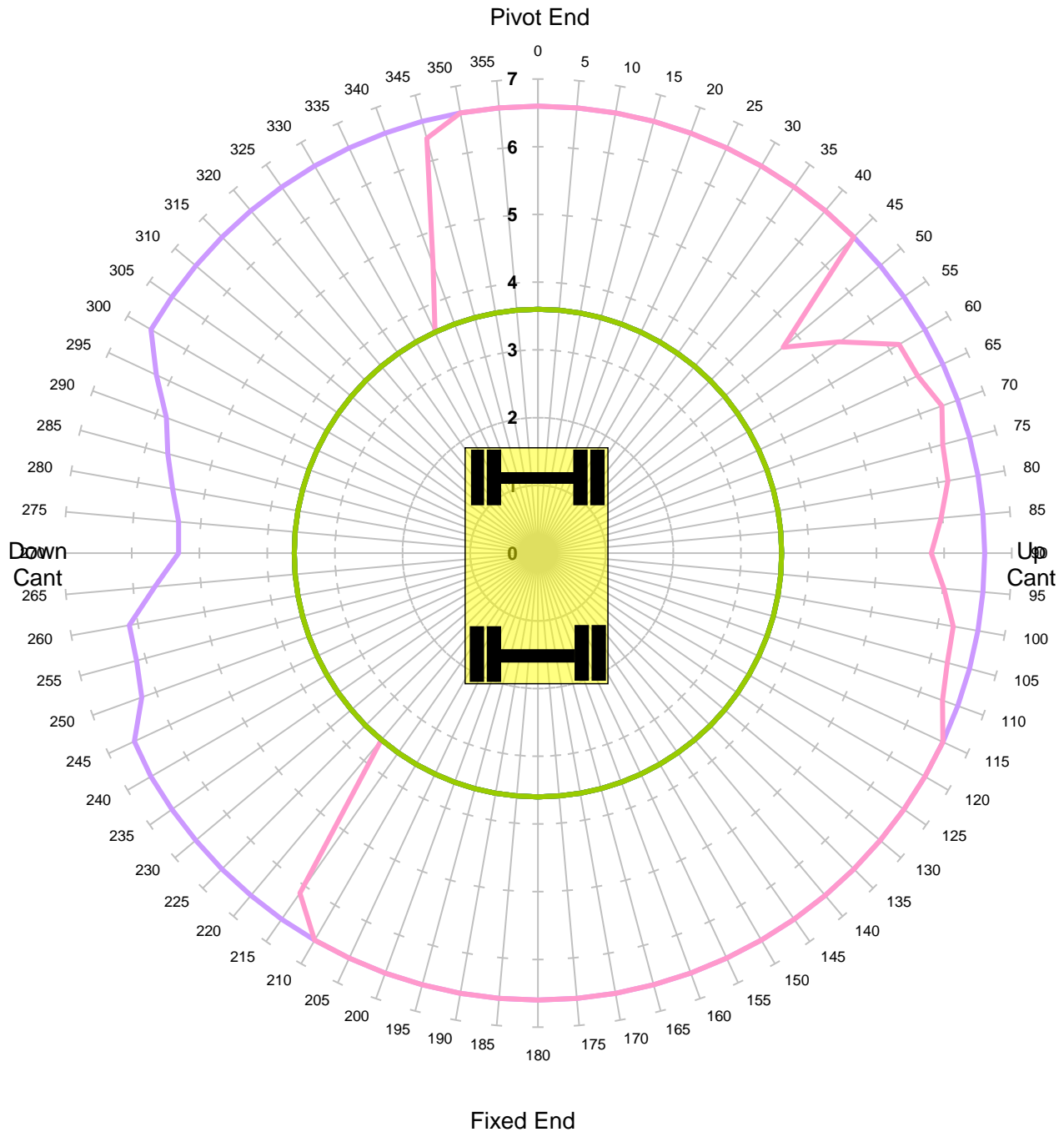


## KING TRANSPORT EQUIPMENT LTD

Max Capacity Contours of Radius(m) Plots 2.1m Dipper

Gradient 1 in -25 Height 2m Lift BP

Locked Rail Cant 150mm - Tandem Lift



Units in Tonnes

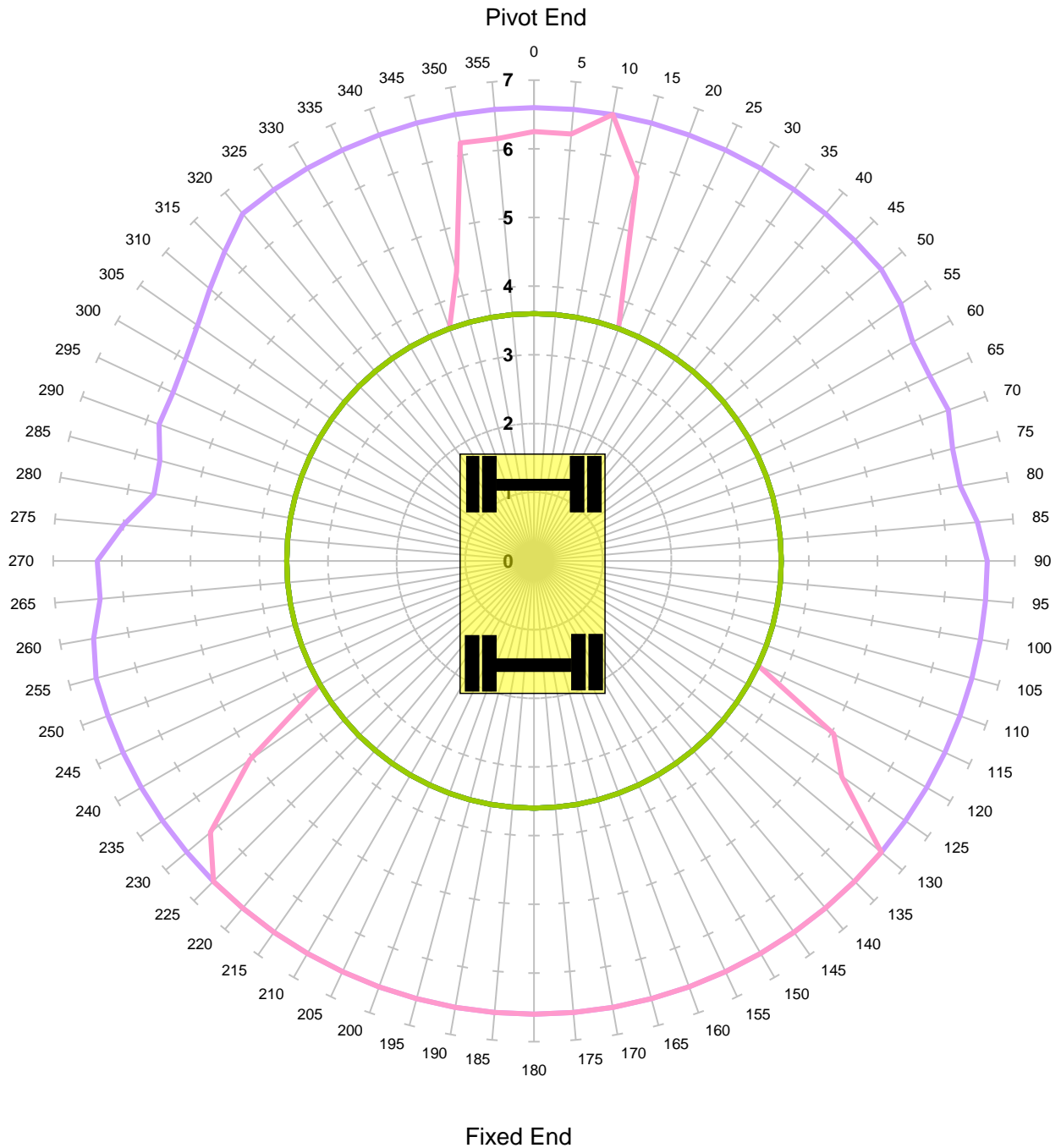
- 1
- 2
- 3
- 4
- 5
- 6
- 7
- 8
- 9
- 10

<b>MACHINE &amp; MODEL:</b>	Case 988	<b>REFERENCE:</b>	99709 940611-5
<b>SERIAL No:</b>	CGG0232253	<b>DATE OF CHART:</b>	22-Apr-2024
<b>EQUIPMENT:</b>	4.29m + 2.1m	<b>SAFETY FACTOR:</b>	59.0%
<b>COMMENT:</b>			



**KING TRANSPORT EQUIPMENT LTD**

**Max Capacity Contours of Radius(m) Plots 2.1m Dipper  
Level Ground Height 2m Lift BP  
Unlocked Road - Tandem Lift**



Units in Tonnes

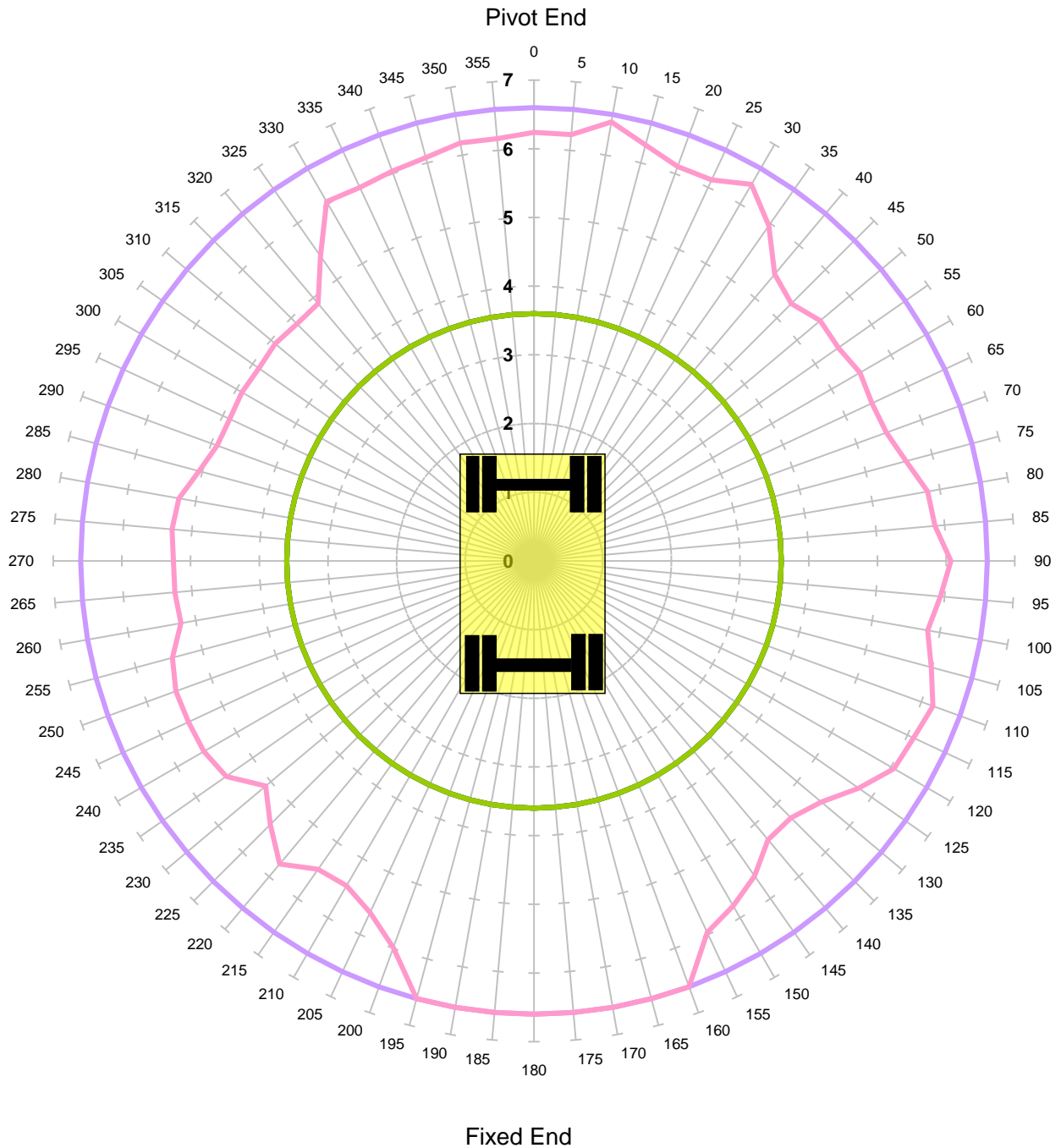
- 1
- 2
- 3
- 4
- 5
- 6
- 7
- 8
- 9
- 10

<b>MACHINE &amp; MODEL:</b>	Case 988	<b>REFERENCE:</b>	99709 940611-5
<b>SERIAL No:</b>	CGG0232253	<b>DATE OF CHART:</b>	22-Apr-2024
<b>EQUIPMENT:</b>	4.29m + 2.1m	<b>SAFETY FACTOR:</b>	50.0%
<b>COMMENT:</b>			



**KING TRANSPORT EQUIPMENT LTD**

**Max Capacity Contours of Radius(m) Plots 2.1m Dipper  
Level Ground Height 2m Lift BP  
Locked Road - Tandem Lift**



Units in Tonnes

- 1
- 2
- 3
- 4
- 5
- 6
- 7
- 8
- 9
- 10

<b>MACHINE &amp; MODEL:</b>	Case 988	<b>REFERENCE:</b>	99709 940611-5
<b>SERIAL No:</b>	CGG0232253	<b>DATE OF CHART:</b>	22-Apr-2024
<b>EQUIPMENT:</b>	4.29m + 2.1m	<b>SAFETY FACTOR:</b>	50.0%
<b>COMMENT:</b>			

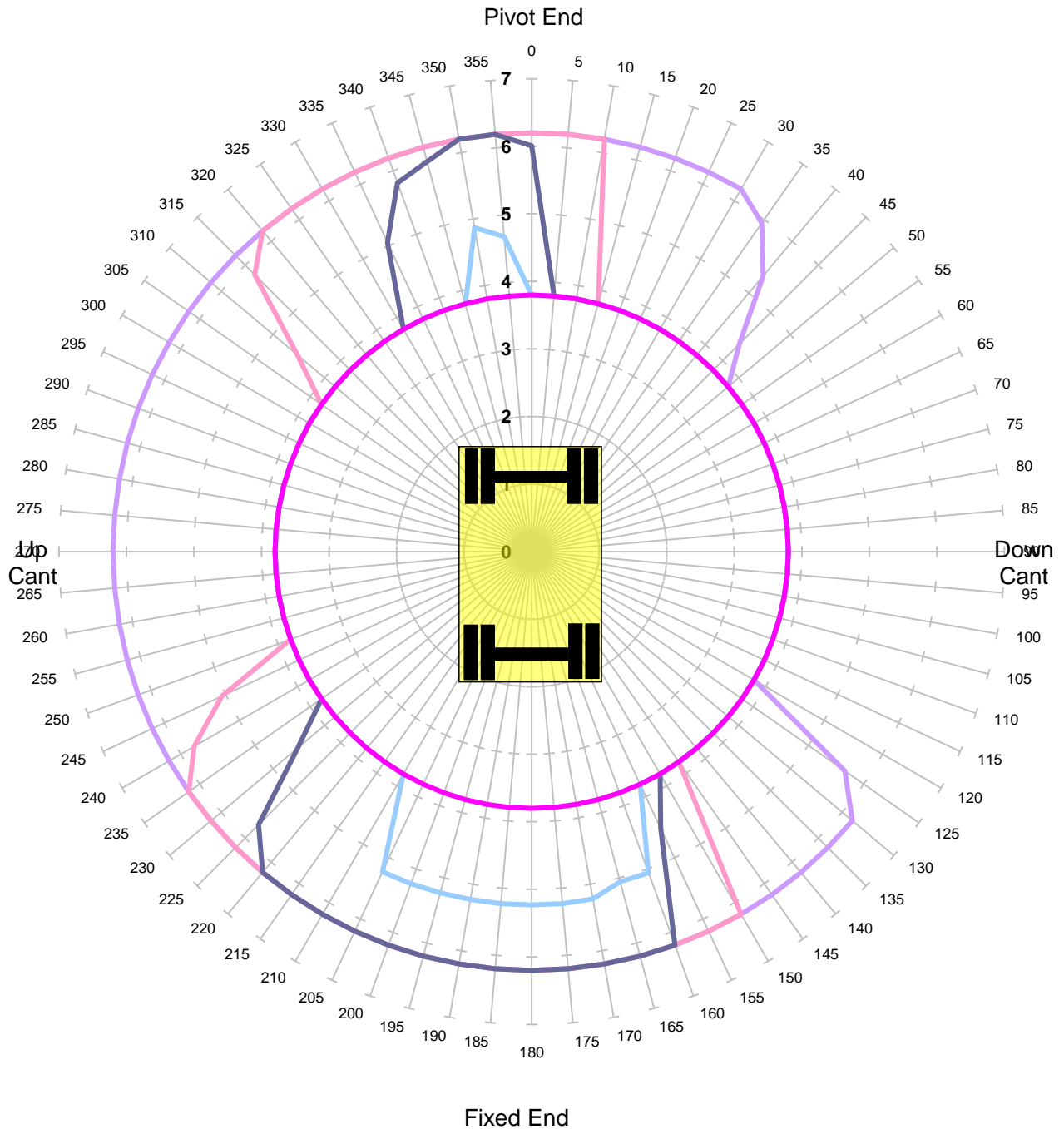


**KING TRANSPORT EQUIPMENT LTD**

**Max Capacity Contours of Radius(m) Plots 2.1m Dipper**

**Gradient 1 in -25 Height 2m Lift ALP1**

**Unlocked Rail Cant -150mm**



Units in Tonnes

- 1
- 2
- 3
- 4
- 5

<b>MACHINE &amp; MODEL:</b>	Case 988	<b>REFERENCE:</b>	99709 940611-5
<b>SERIAL No:</b>	CGG0232253	<b>DATE OF CHART:</b>	22-Apr-2024
<b>EQUIPMENT:</b>	4.29m + 2.1m	<b>SAFETY FACTOR:</b>	67.0%
<b>COMMENT:</b>			

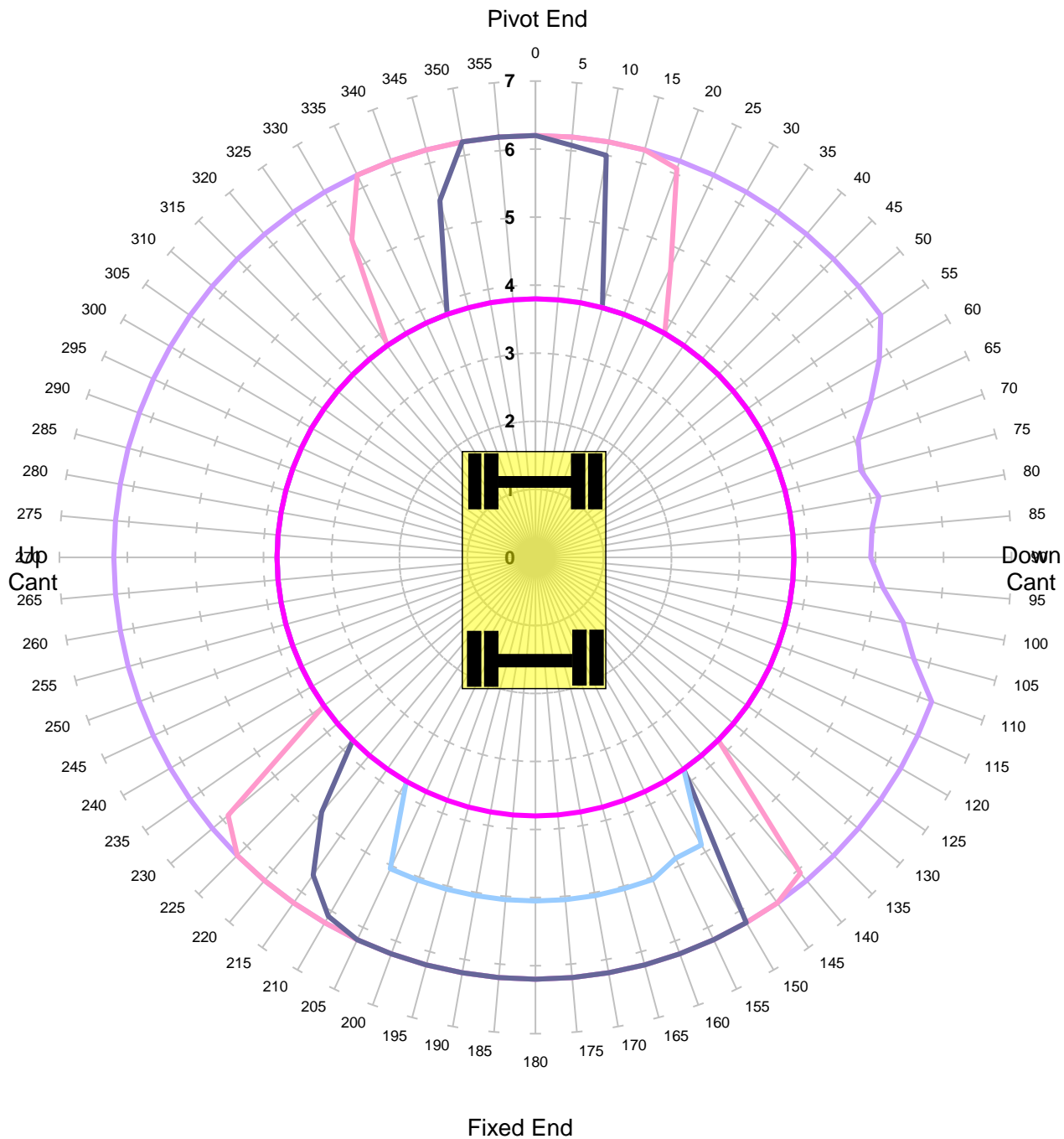


## KING TRANSPORT EQUIPMENT LTD

Max Capacity Contours of Radius(m) Plots 2.1m Dipper

Gradient 1 in -25 Height 2m Lift ALP1

Unlocked Rail Cant -50mm



Units in Tonnes

1 2 3 4 5

<b>MACHINE &amp; MODEL:</b>	Case 988	<b>REFERENCE:</b>	99709 940611-5
	<b>SERIAL No:</b> CGG0232253		<b>DATE OF CHART:</b> 22-Apr-2024
<b>EQUIPMENT:</b>	4.29m + 2.1m	<b>SAFETY FACTOR:</b>	67.0%
<b>COMMENT:</b>			

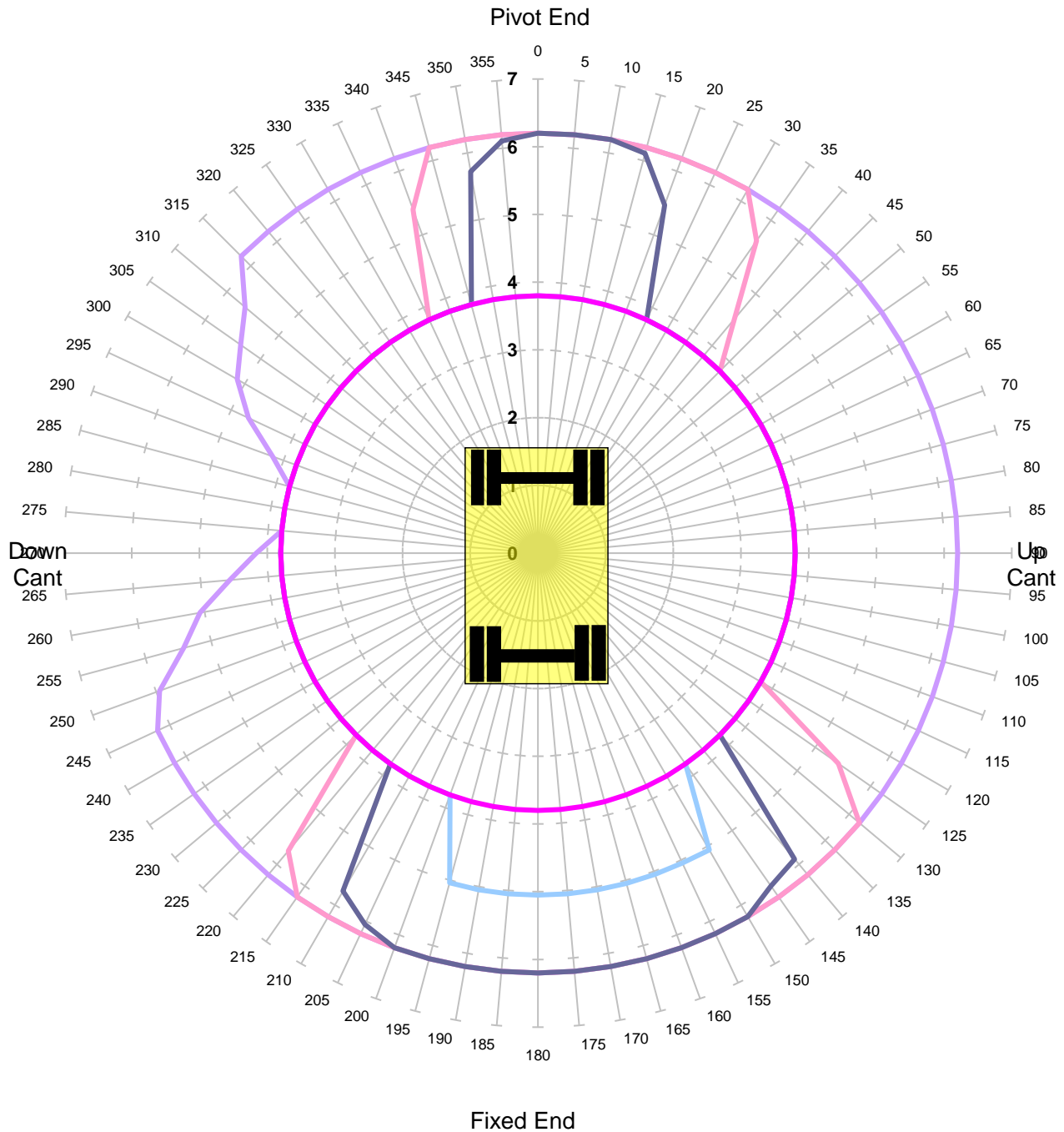


**KING TRANSPORT EQUIPMENT LTD**

**Max Capacity Contours of Radius(m) Plots 2.1m Dipper**

**Gradient 1 in -25 Height 2m Lift ALP1**

**Unlocked Rail Cant 50mm**



Units in Tonnes

- 1
- 2
- 3
- 4
- 5

<b>MACHINE &amp; MODEL:</b>	Case 988	<b>REFERENCE:</b>	99709 940611-5
	<b>SERIAL No:</b> CGG0232253		<b>DATE OF CHART:</b> 22-Apr-2024
<b>EQUIPMENT:</b>	4.29m + 2.1m	<b>SAFETY FACTOR:</b>	67.0%
<b>COMMENT:</b>			

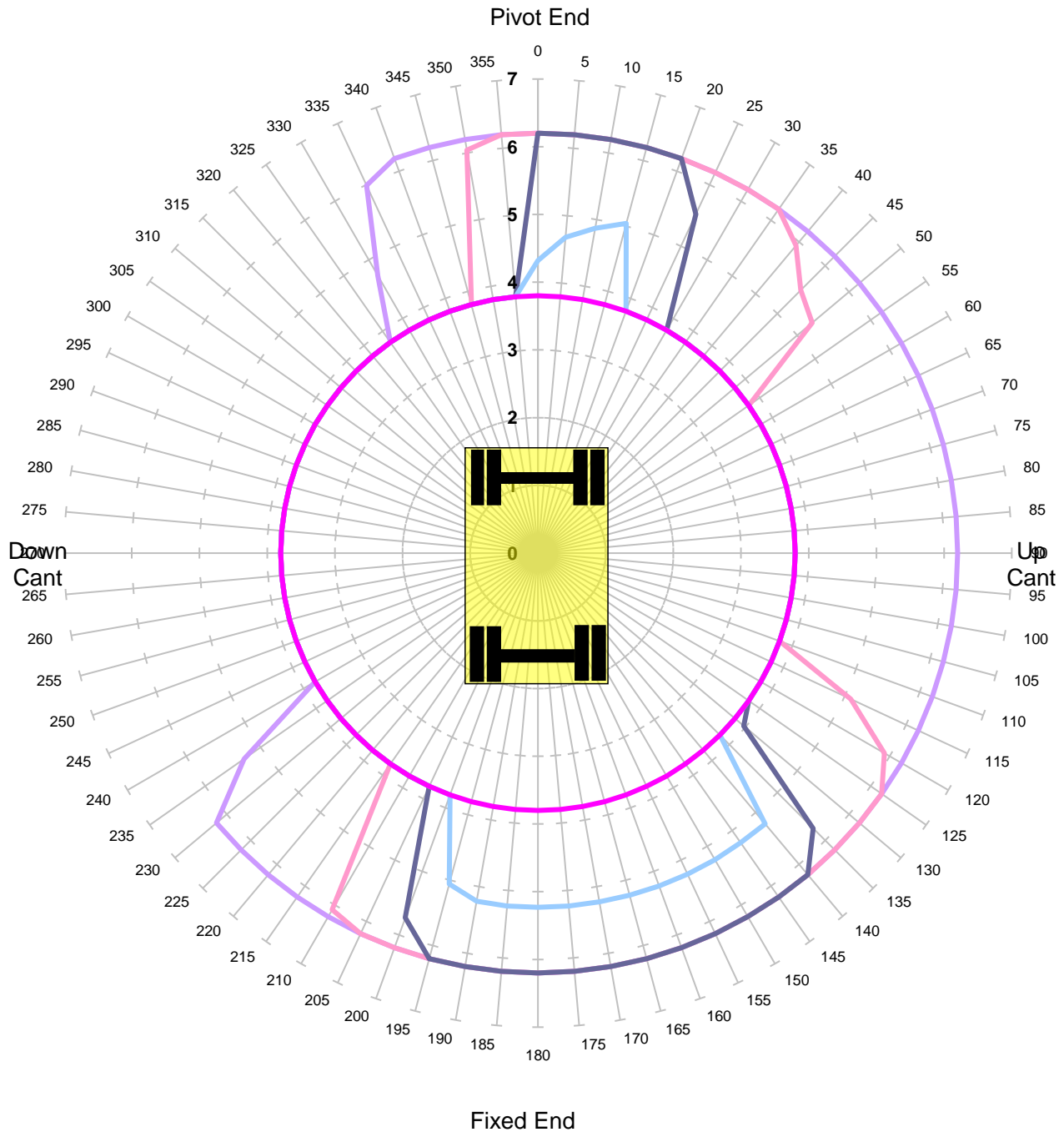


**KING TRANSPORT EQUIPMENT LTD**

**Max Capacity Contours of Radius(m) Plots 2.1m Dipper**

**Gradient 1 in -25 Height 2m Lift ALP1**

**Unlocked Rail Cant 150mm**



Units in Tonnes

- 1
- 2
- 3
- 4
- 5

<b>MACHINE &amp; MODEL:</b>	Case 988	<b>REFERENCE:</b>	99709 940611-5
	<b>SERIAL No:</b> CGG0232253		<b>DATE OF CHART:</b> 22-Apr-2024
<b>EQUIPMENT:</b>	4.29m + 2.1m	<b>SAFETY FACTOR:</b>	67.0%
<b>COMMENT:</b>			



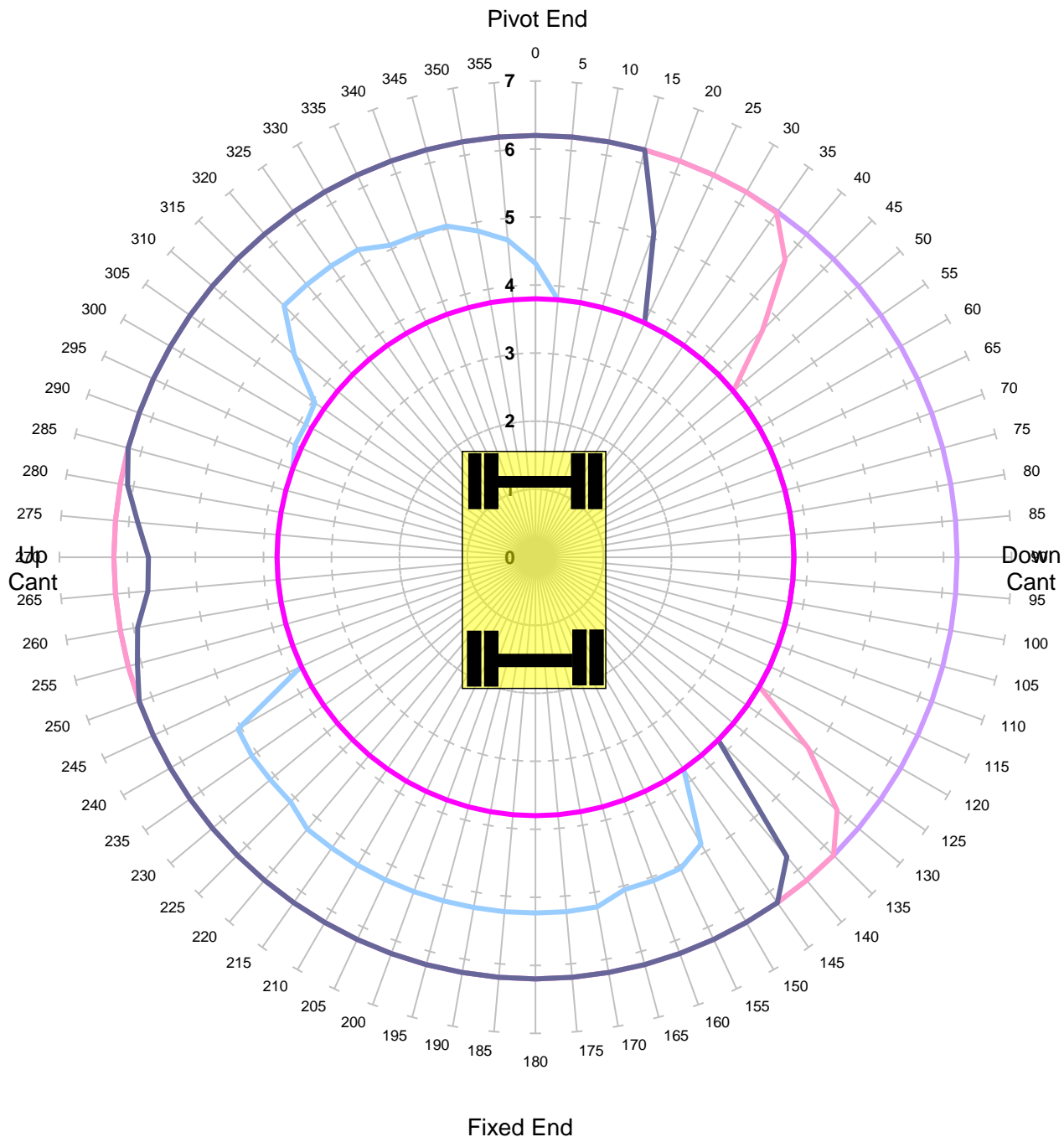


## KING TRANSPORT EQUIPMENT LTD

Max Capacity Contours of Radius(m) Plots 2.1m Dipper

Gradient 1 in -25 Height 2m Lift ALP1

Locked Rail Cant -150mm



Units in Tonnes

1 2 3 4 5

<b>MACHINE &amp; MODEL:</b>	Case 988	<b>REFERENCE:</b>	99709 940611-5
<b>SERIAL No:</b>	CGG0232253	<b>DATE OF CHART:</b>	22-Apr-2024
<b>EQUIPMENT:</b>	4.29m + 2.1m	<b>SAFETY FACTOR:</b>	90.0%
<b>COMMENT:</b>			

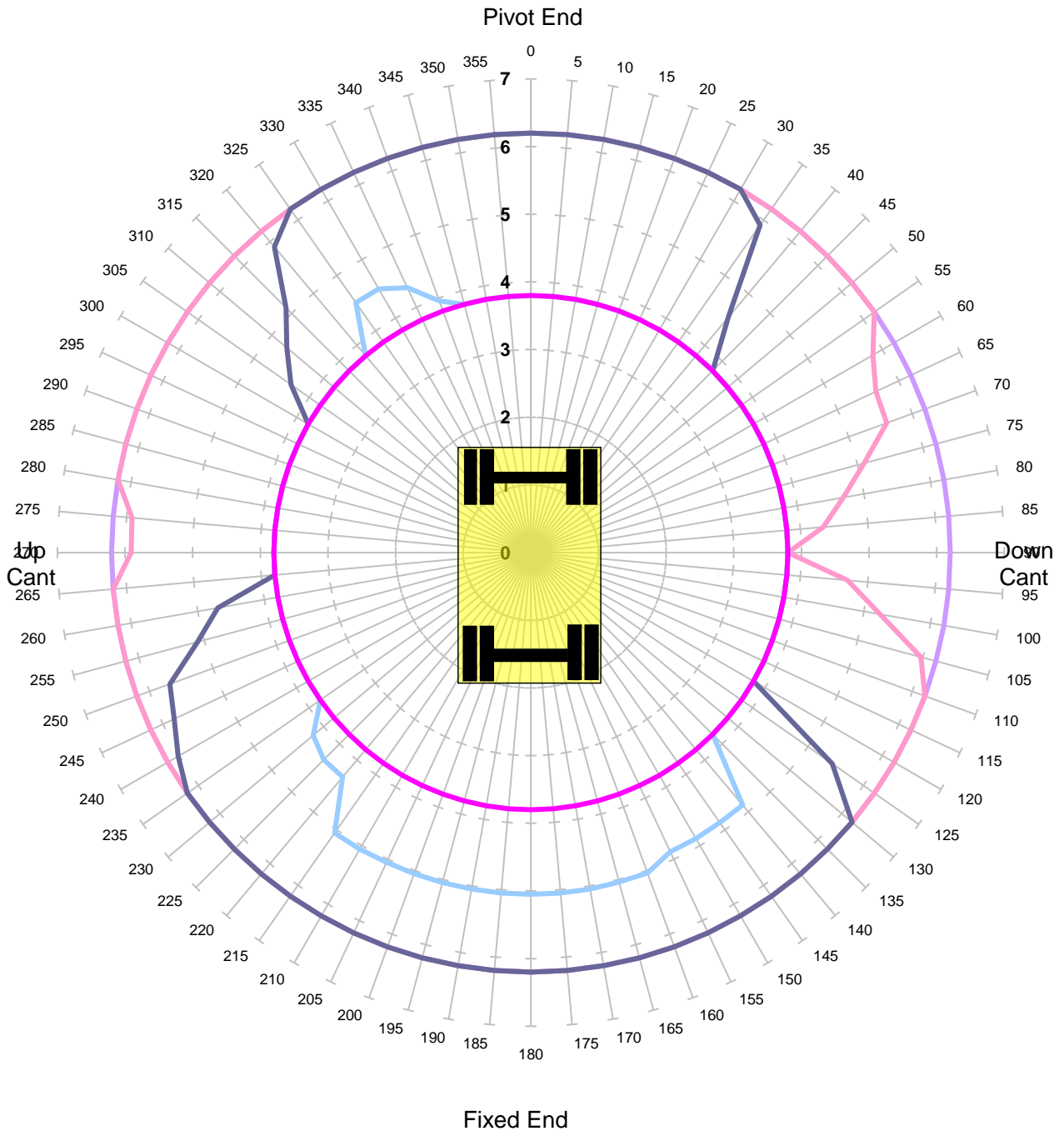


**KING TRANSPORT EQUIPMENT LTD**

**Max Capacity Contours of Radius(m) Plots 2.1m Dipper**

**Gradient 1 in -25 Height 2m Lift ALP1**

**Locked Rail Cant -50mm**



Units in Tonnes

- 1
- 2
- 3
- 4
- 5

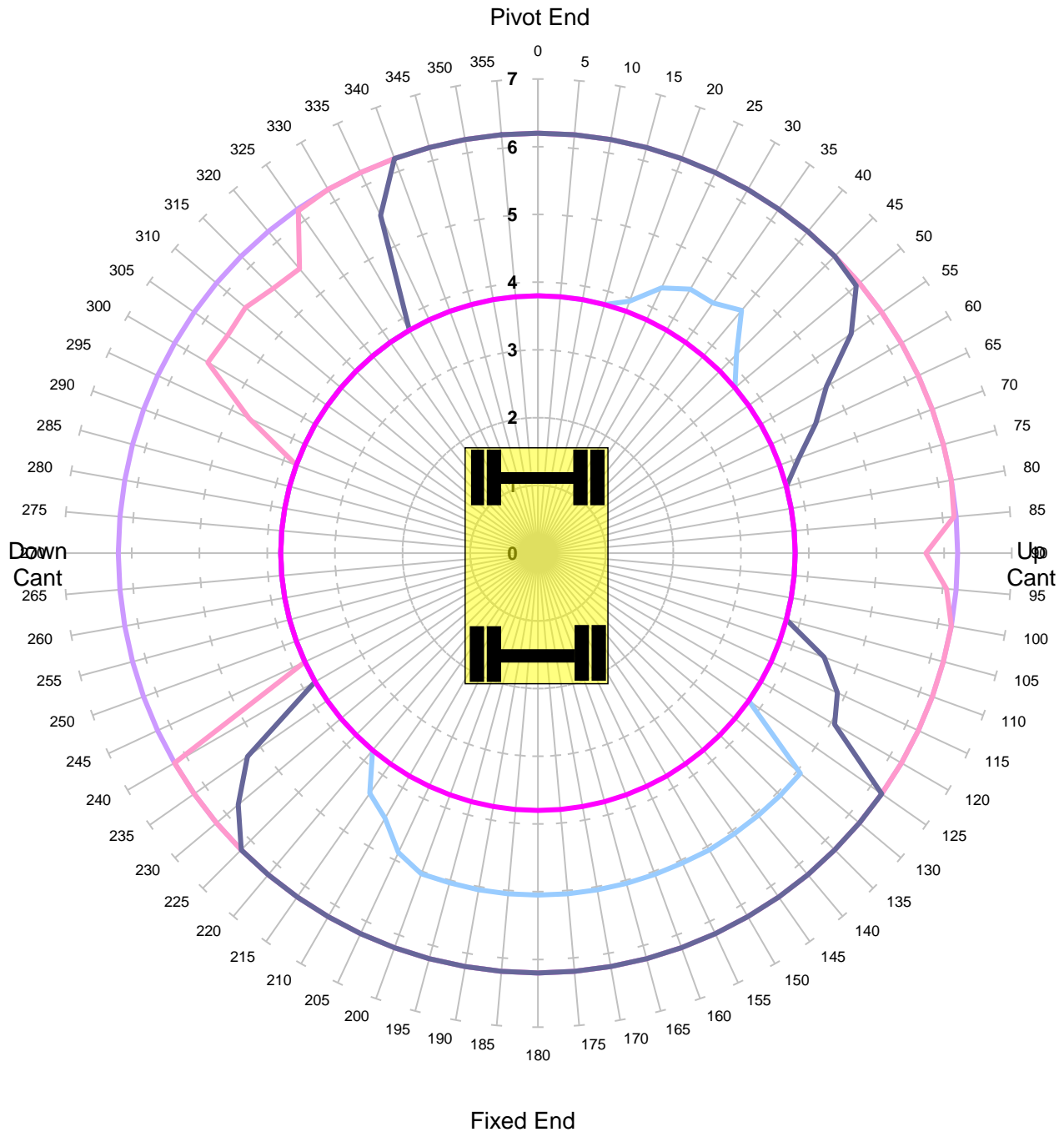
<b>MACHINE &amp; MODEL:</b>	Case 988	<b>REFERENCE:</b>	99709 940611-5
<b>SERIAL No:</b>	CGG0232253	<b>DATE OF CHART:</b>	22-Apr-2024
<b>EQUIPMENT:</b>	4.29m + 2.1m	<b>SAFETY FACTOR:</b>	90.0%
<b>COMMENT:</b>			



**KING TRANSPORT EQUIPMENT LTD**

**Max Capacity Contours of Radius(m) Plots 2.1m Dipper  
Gradient 1 in -25 Height 2m Lift ALP1**

**Locked Rail Cant 50mm**



Units in Tonnes

- 1
- 2
- 3
- 4
- 5

<b>MACHINE &amp; MODEL:</b>	Case 988	<b>REFERENCE:</b>	99709 940611-5
<b>SERIAL No:</b>	CGG0232253	<b>DATE OF CHART:</b>	22-Apr-2024
<b>EQUIPMENT:</b>	4.29m + 2.1m	<b>SAFETY FACTOR:</b>	90.0%
<b>COMMENT:</b>			

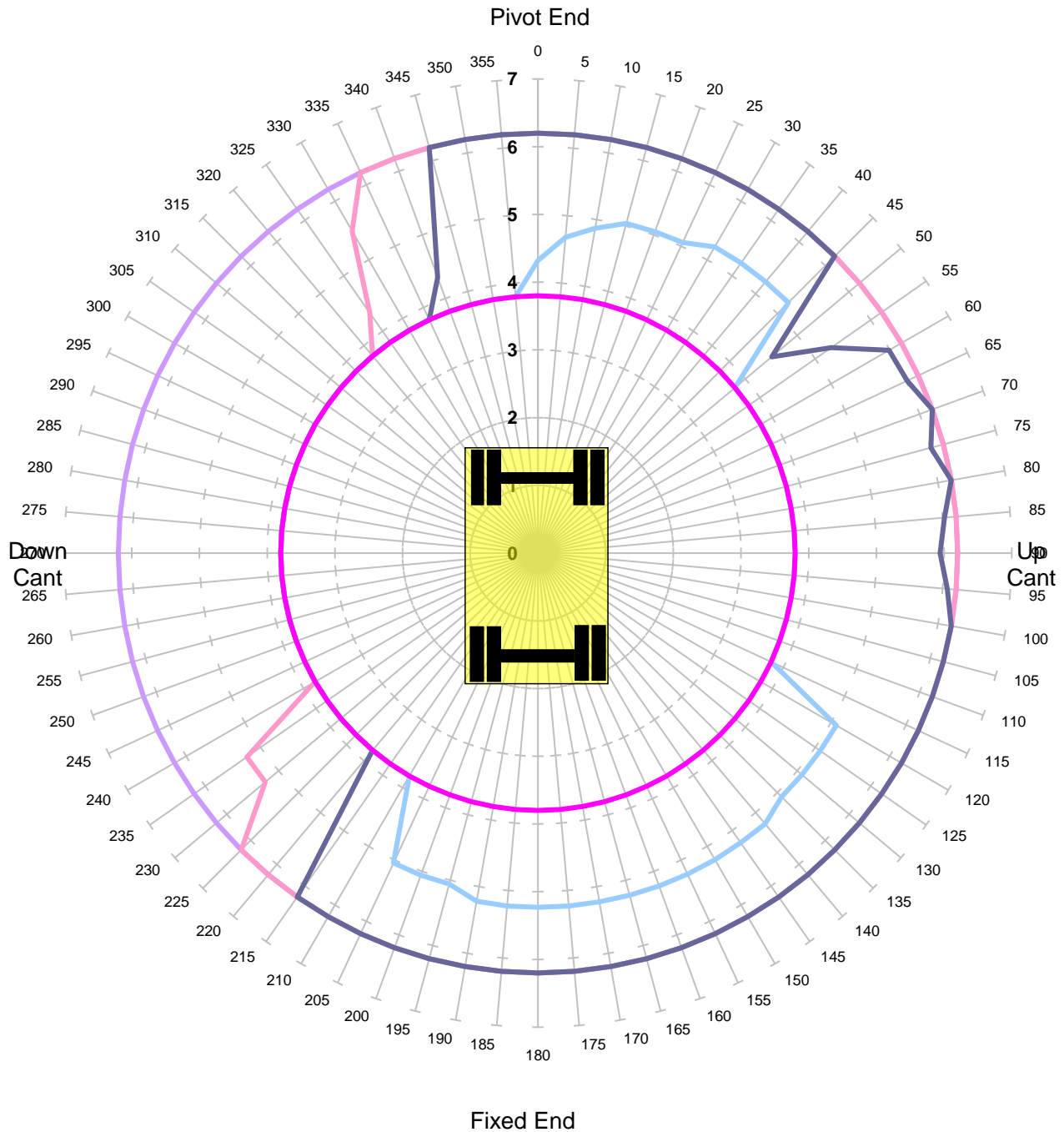


**KING TRANSPORT EQUIPMENT LTD**

**Max Capacity Contours of Radius(m) Plots 2.1m Dipper**

**Gradient 1 in -25 Height 2m Lift ALP1**

**Locked Rail Cant 150mm**



Units in Tonnes

- 1
- 2
- 3
- 4
- 5

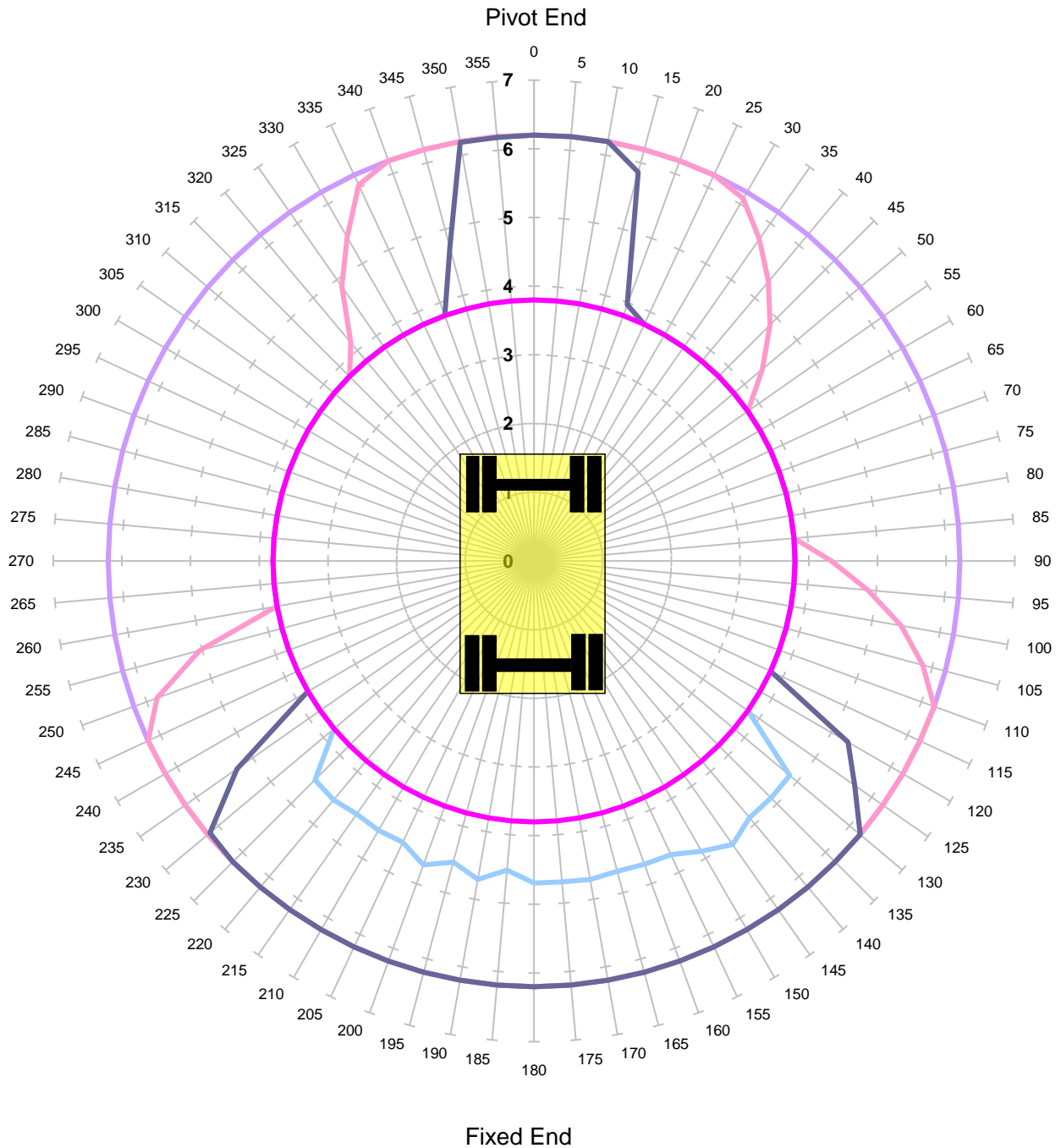
<b>MACHINE &amp; MODEL:</b>	Case 988	<b>REFERENCE:</b>	99709 940611-5
	<b>SERIAL No:</b> CGG0232253		<b>DATE OF CHART:</b> 22-Apr-2024
<b>EQUIPMENT:</b>	4.29m + 2.1m	<b>SAFETY FACTOR:</b>	90.0%
<b>COMMENT:</b>			



### KING TRANSPORT EQUIPMENT LTD

Max Capacity Contours of Radius(m) Plots 2.1m Dipper  
Level Ground Height 2m Lift ALP1

Unlocked Road



Units in Tonnes

1 2 3 4 5

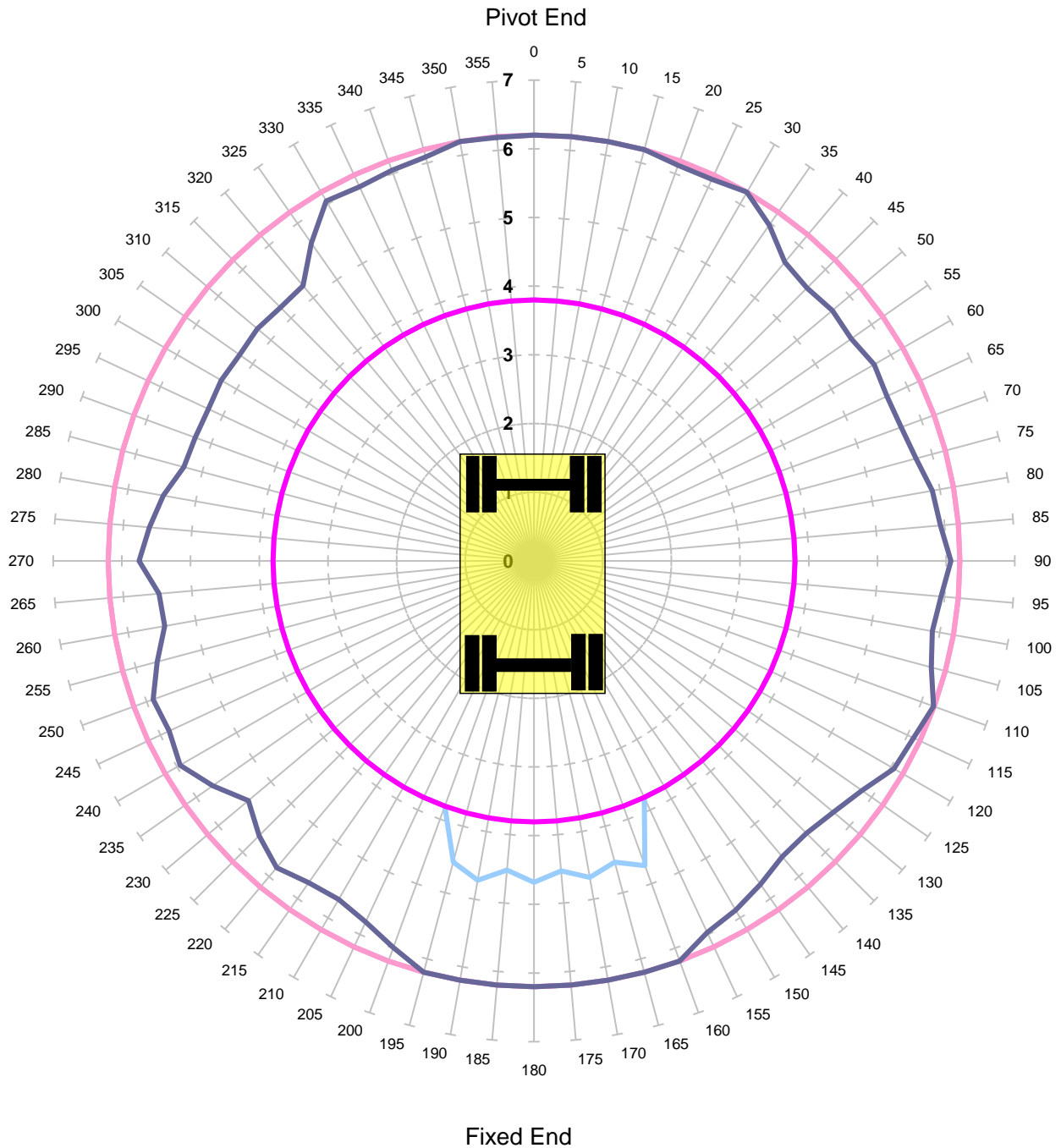
<b>MACHINE &amp; MODEL:</b>	Case 988	<b>REFERENCE:</b>	99709 940611-5
<b>SERIAL No:</b>	CGG0232253	<b>DATE OF CHART:</b>	22-Apr-2024
<b>EQUIPMENT:</b>	4.29m + 2.1m	<b>SAFETY FACTOR:</b>	75.0%
<b>COMMENT:</b>			



**KING TRANSPORT EQUIPMENT LTD**

**Max Capacity Contours of Radius(m) Plots 2.1m Dipper  
Level Ground Height 2m Lift ALP1**

**Locked Road**



Units in Tonnes

- 1
- 2
- 3
- 4
- 5

<b>MACHINE &amp; MODEL:</b>	Case 988	<b>REFERENCE:</b>	99709 940611-5
<b>SERIAL No:</b>	CGG0232253	<b>DATE OF CHART:</b>	22-Apr-2024
<b>EQUIPMENT:</b>	4.29m + 2.1m	<b>SAFETY FACTOR:</b>	75.0%
<b>COMMENT:</b>			

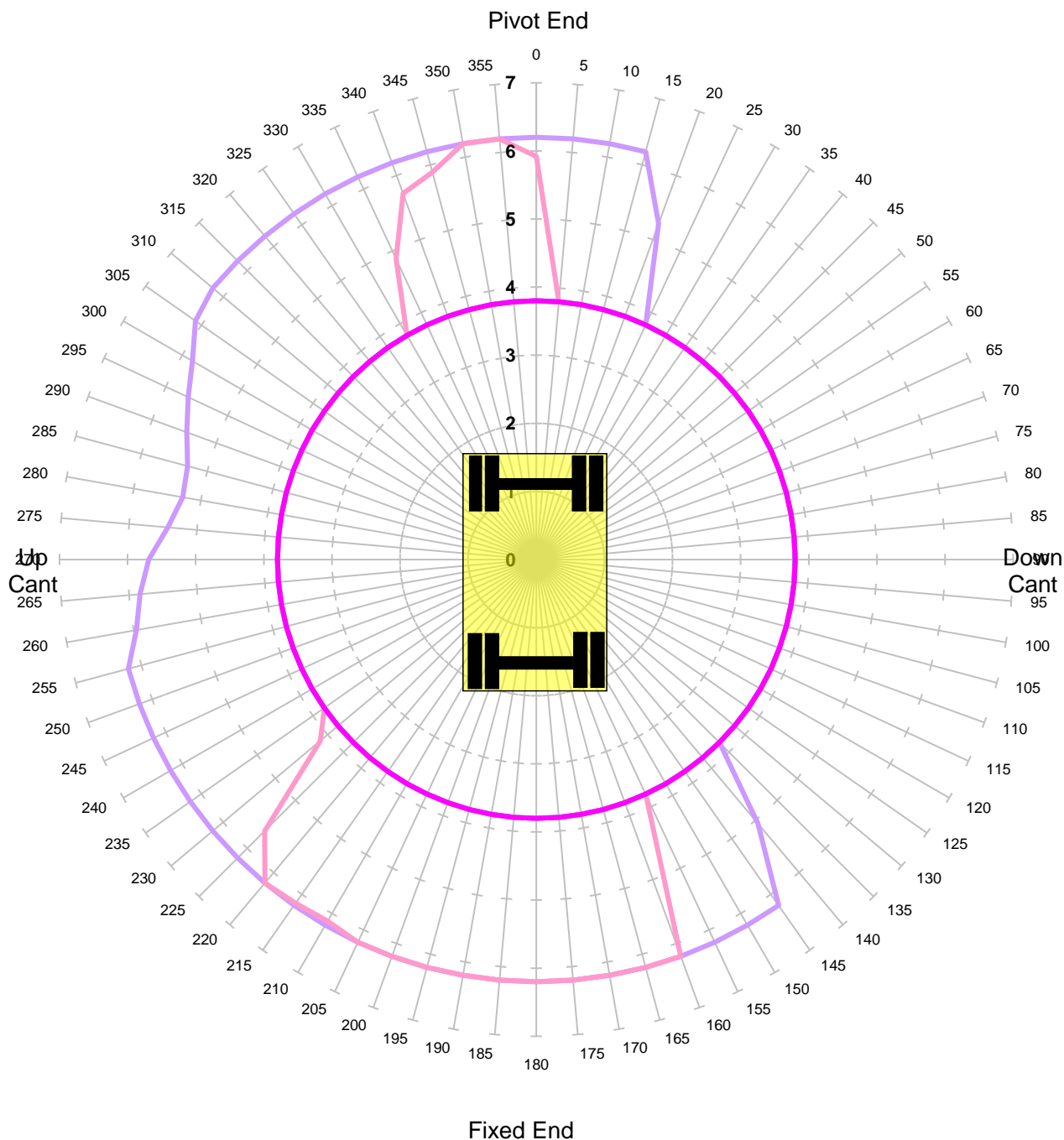


## KING TRANSPORT EQUIPMENT LTD

Max Capacity Contours of Radius(m) Plots 2.1m Dipper

Gradient 1 in -25 Height 2m Lift ALP1

Unlocked Rail Cant -150mm - Tandem Lift



Units in Tonnes

1 2 3 4 5

<b>MACHINE &amp; MODEL:</b>	Case 988	<b>REFERENCE:</b>	99709 940611-5
<b>SERIAL No:</b>	CGG0232253	<b>DATE OF CHART:</b>	22-Apr-2024
<b>EQUIPMENT:</b>	4.29m + 2.1m	<b>SAFETY FACTOR:</b>	44.0%
<b>COMMENT:</b>			

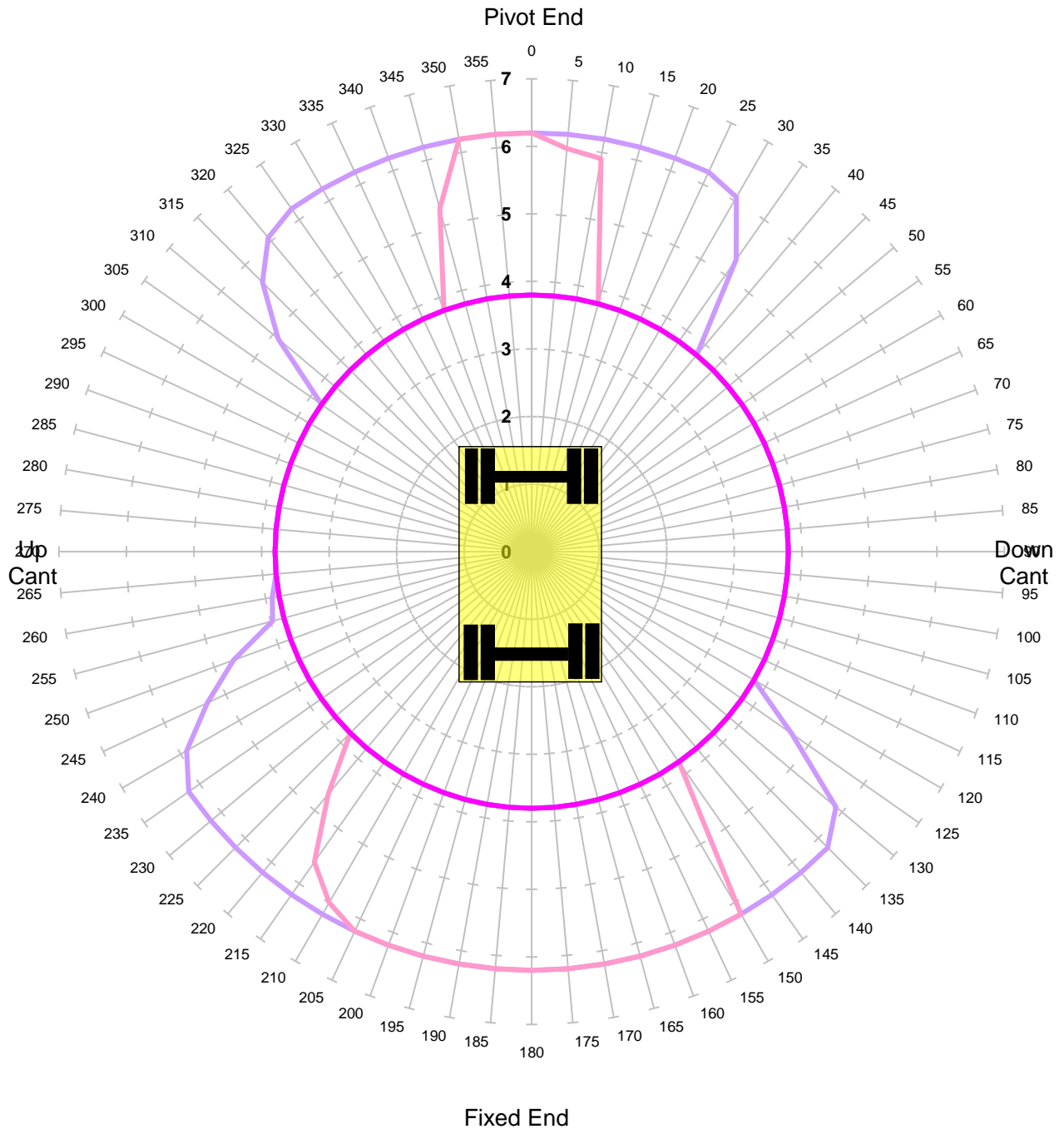


**KING TRANSPORT EQUIPMENT LTD**

**Max Capacity Contours of Radius(m) Plots 2.1m Dipper**

**Gradient 1 in -25 Height 2m Lift ALP1**

**Unlocked Rail Cant -50mm - Tandem Lift**



Units in Tonnes

- 1
- 2
- 3
- 4
- 5

<b>MACHINE &amp; MODEL:</b>	Case 988	<b>REFERENCE:</b>	99709 940611-5
	<b>SERIAL No:</b> CGG0232253		<b>DATE OF CHART:</b> 22-Apr-2024
<b>EQUIPMENT:</b>	4.29m + 2.1m	<b>SAFETY FACTOR:</b>	44.0%
<b>COMMENT:</b>			



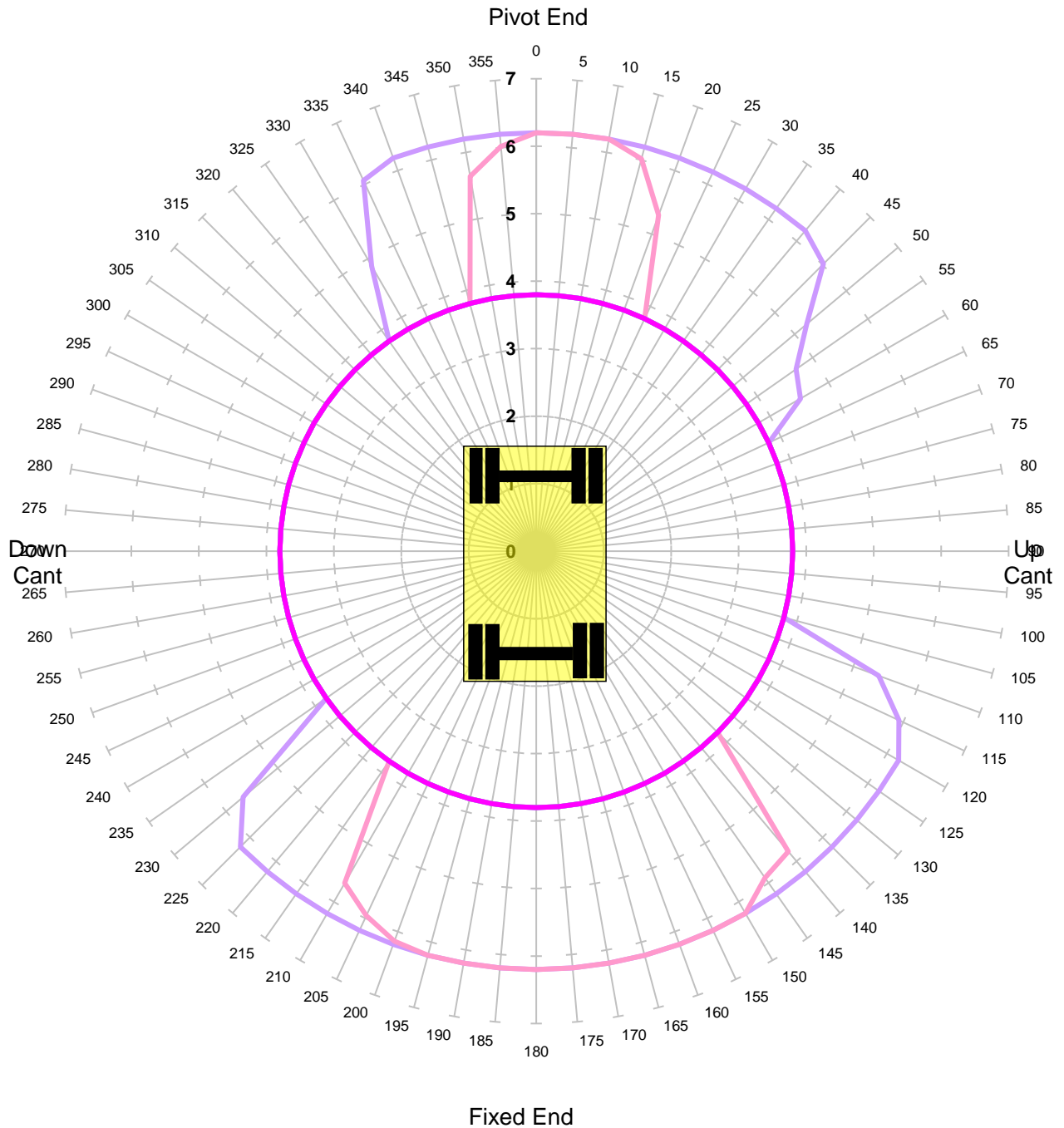


**KING TRANSPORT EQUIPMENT LTD**

**Max Capacity Contours of Radius(m) Plots 2.1m Dipper**

**Gradient 1 in -25 Height 2m Lift ALP1**

**Unlocked Rail Cant 50mm - Tandem Lift**



Units in Tonnes



<b>MACHINE &amp; MODEL:</b>	Case 988	<b>REFERENCE:</b>	99709 940611-5
	<b>SERIAL No:</b> CGG0232253		<b>DATE OF CHART:</b> 22-Apr-2024
<b>EQUIPMENT:</b>	4.29m + 2.1m	<b>SAFETY FACTOR:</b>	44.0%
<b>COMMENT:</b>			

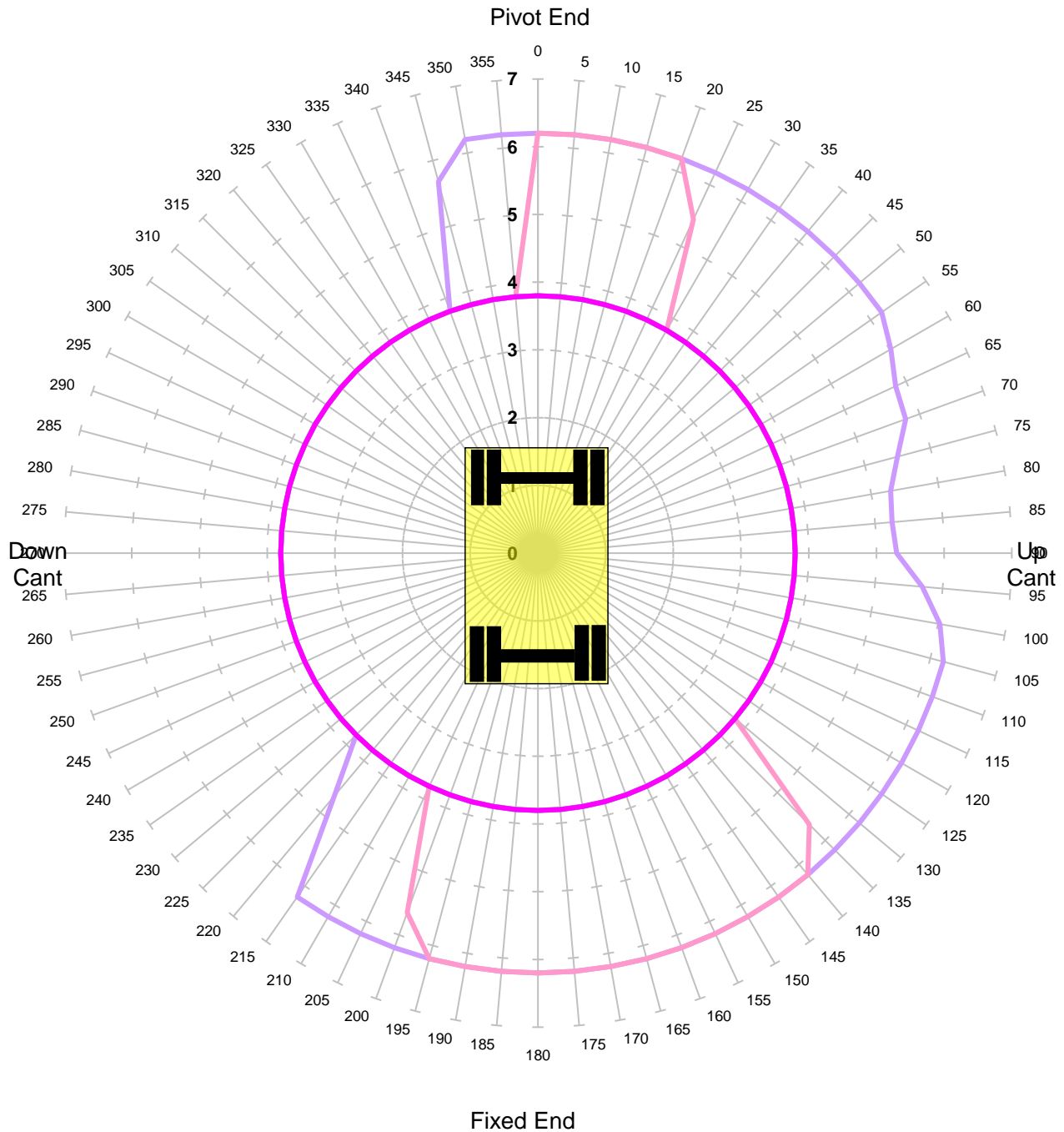


**KING TRANSPORT EQUIPMENT LTD**

**Max Capacity Contours of Radius(m) Plots 2.1m Dipper**

**Gradient 1 in -25 Height 2m Lift ALP1**

**Unlocked Rail Cant 150mm - Tandem Lift**



Units in Tonnes

- 1
- 2
- 3
- 4
- 5

<b>MACHINE &amp; MODEL:</b>	Case 988	<b>REFERENCE:</b>	99709 940611-5
<b>SERIAL No:</b>	CGG0232253	<b>DATE OF CHART:</b>	22-Apr-2024
<b>EQUIPMENT:</b>	4.29m + 2.1m	<b>SAFETY FACTOR:</b>	44.0%
<b>COMMENT:</b>			

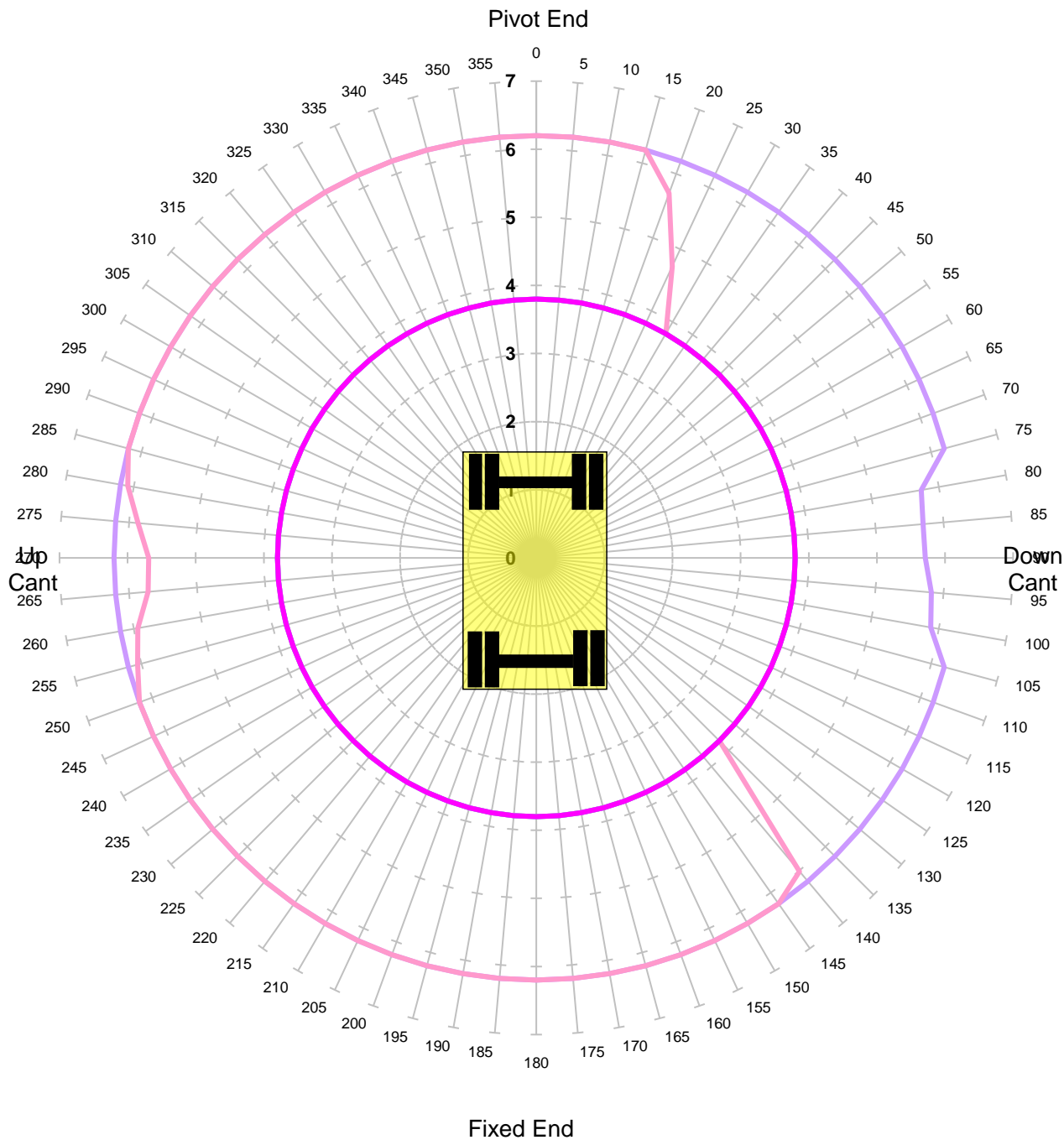


**KING TRANSPORT EQUIPMENT LTD**

**Max Capacity Contours of Radius(m) Plots 2.1m Dipper**

**Gradient 1 in -25 Height 2m Lift ALP1**

**Locked Rail Cant -150mm - Tandem Lift**



Units in Tonnes

- 1
- 2
- 3
- 4
- 5

<b>MACHINE &amp; MODEL:</b>	Case 988	<b>REFERENCE:</b>	99709 940611-5
	<b>SERIAL No:</b> CGG0232253		<b>DATE OF CHART:</b> 22-Apr-2024
<b>EQUIPMENT:</b>	4.29m + 2.1m	<b>SAFETY FACTOR:</b>	59.0%
<b>COMMENT:</b>			

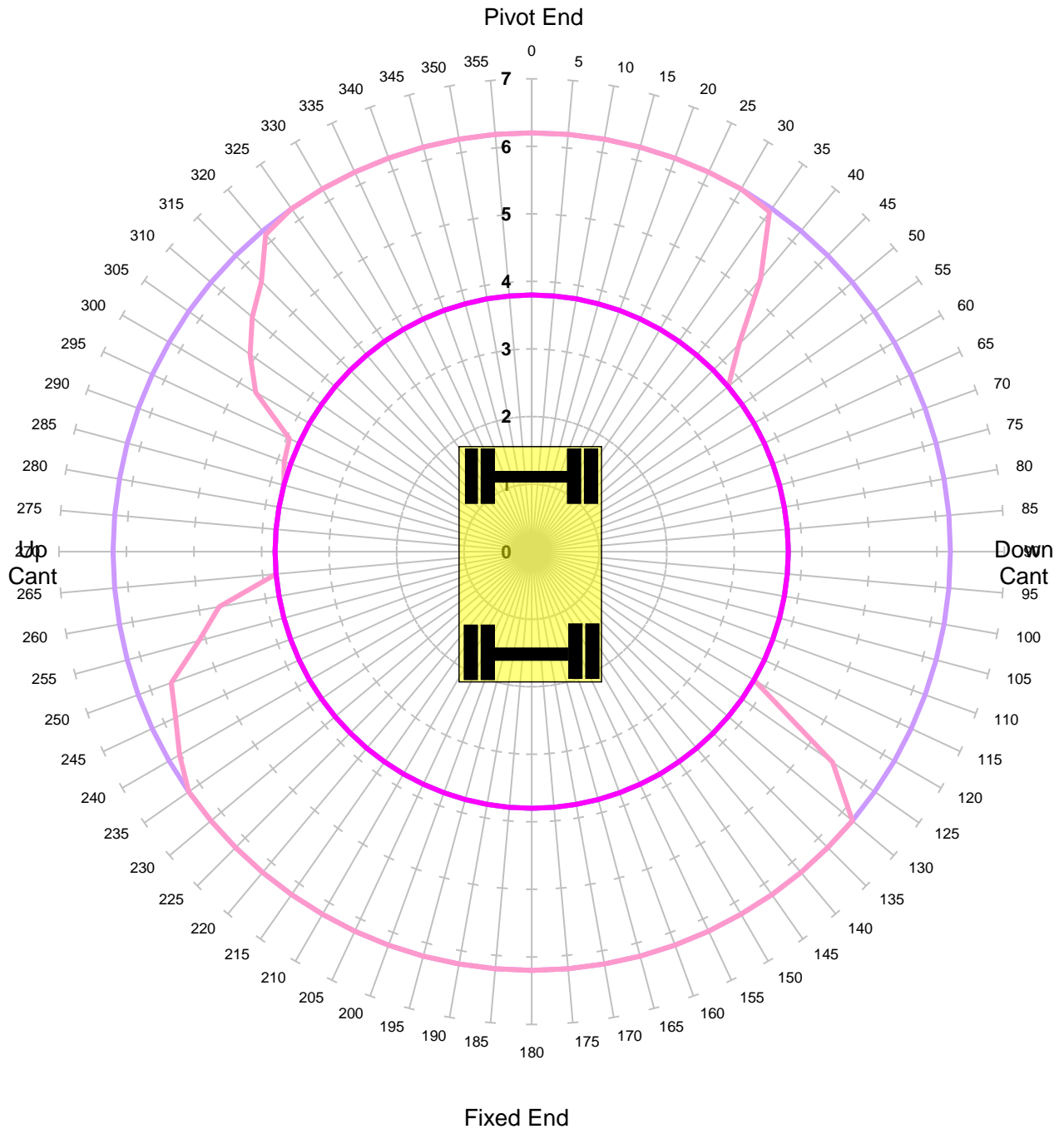


**KING TRANSPORT EQUIPMENT LTD**

**Max Capacity Contours of Radius(m) Plots 2.1m Dipper**

**Gradient 1 in -25 Height 2m Lift ALP1**

**Locked Rail Cant -50mm - Tandem Lift**



Units in Tonnes



<b>MACHINE &amp; MODEL:</b>	Case 988	<b>REFERENCE:</b>	99709 940611-5
<b>SERIAL No:</b>	CGG0232253	<b>DATE OF CHART:</b>	22-Apr-2024
<b>EQUIPMENT:</b>	4.29m + 2.1m	<b>SAFETY FACTOR:</b>	59.0%
<b>COMMENT:</b>			

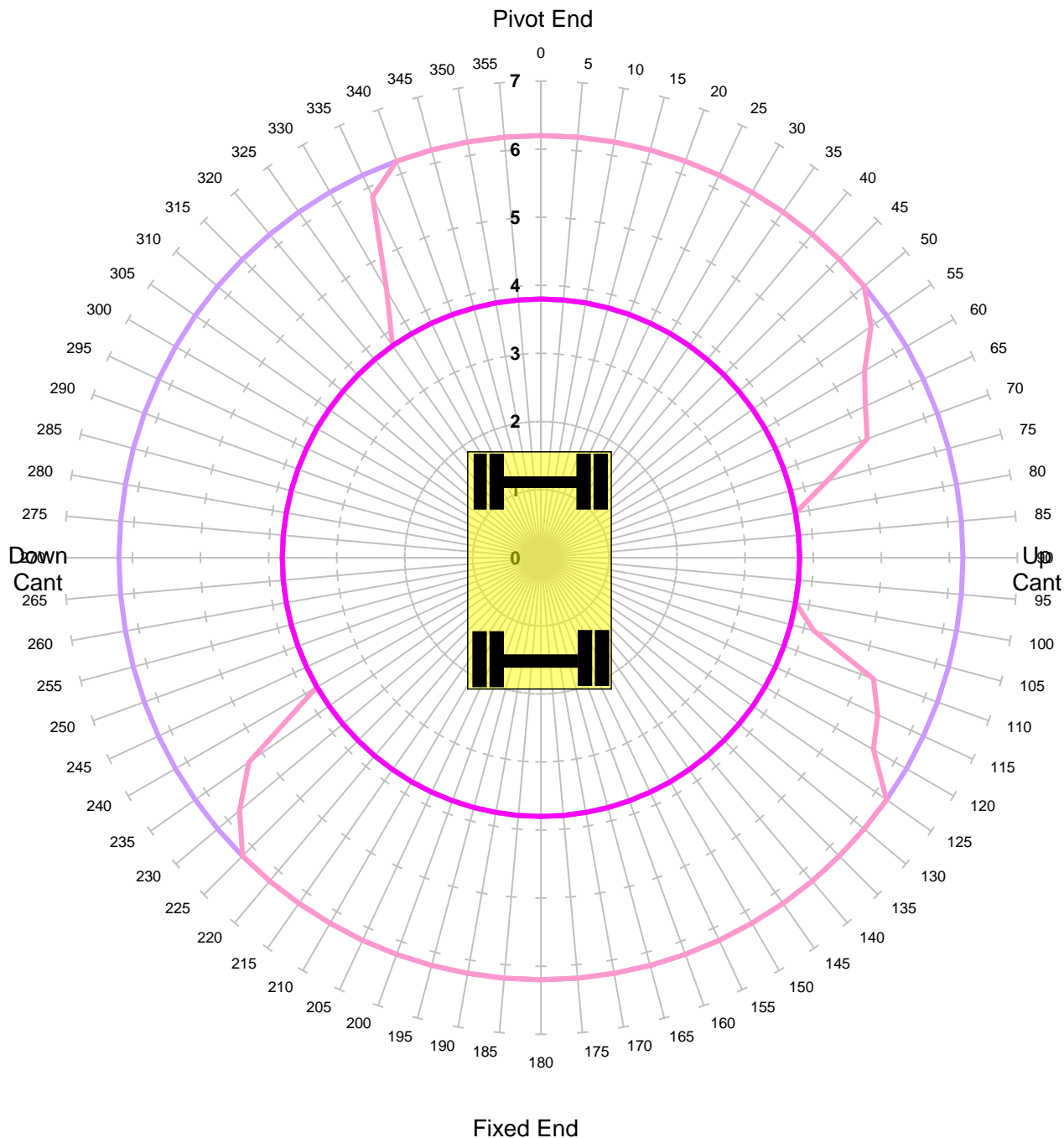


## KING TRANSPORT EQUIPMENT LTD

Max Capacity Contours of Radius(m) Plots 2.1m Dipper

Gradient 1 in -25 Height 2m Lift ALP1

Locked Rail Cant 50mm - Tandem Lift



Units in Tonnes

1 2 3 4 5

MACHINE & MODEL: SERIAL No: EQUIPMENT: COMMENT:	Case 988 CGG0232253 4.29m + 2.1m	REFERENCE: DATE OF CHART: SAFETY FACTOR:	99709 940611-5 22-Apr-2024 59.0%

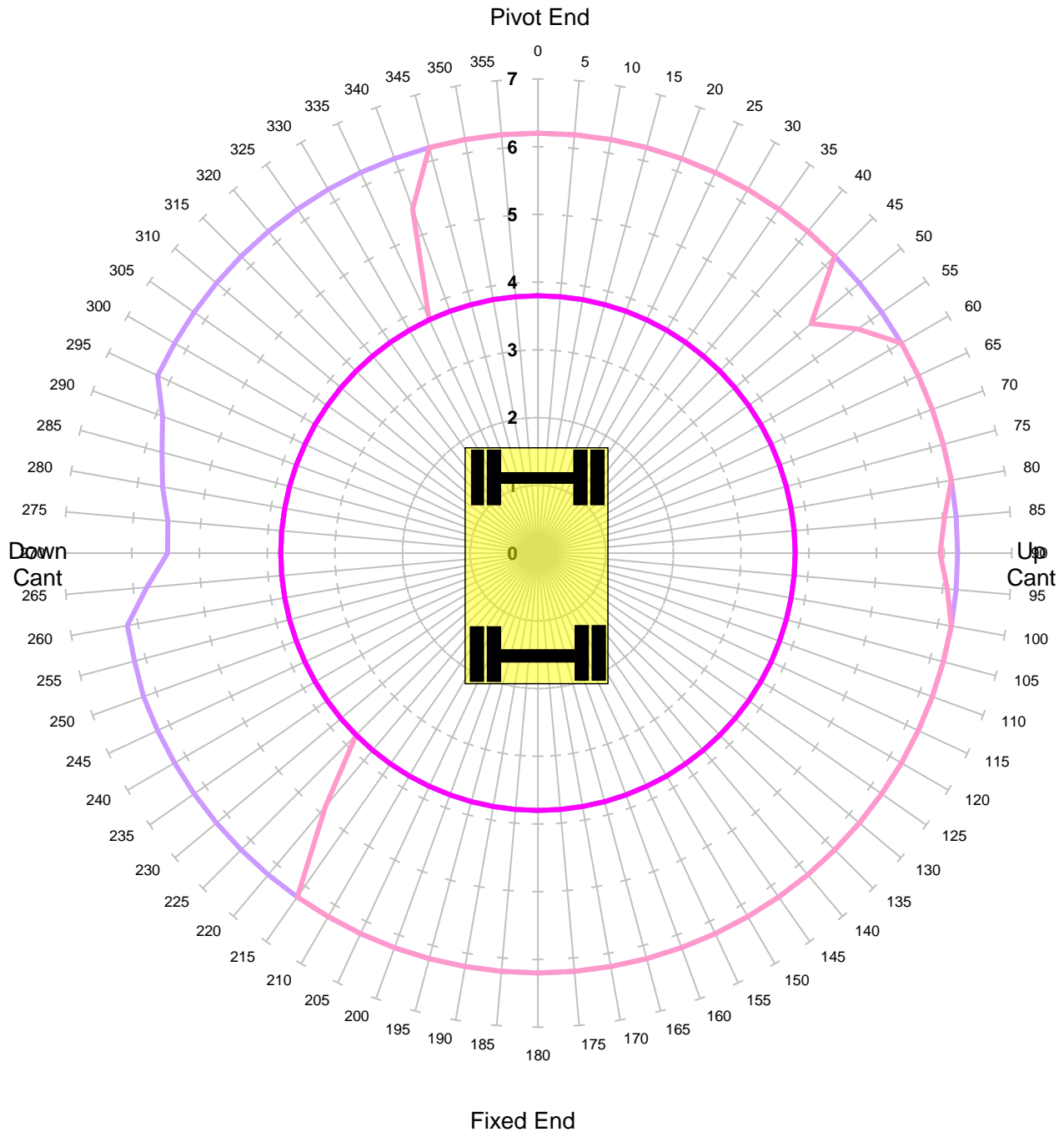


**KING TRANSPORT EQUIPMENT LTD**

**Max Capacity Contours of Radius(m) Plots 2.1m Dipper**

**Gradient 1 in -25 Height 2m Lift ALP1**

**Locked Rail Cant 150mm - Tandem Lift**



Units in Tonnes

- 1
- 2
- 3
- 4
- 5

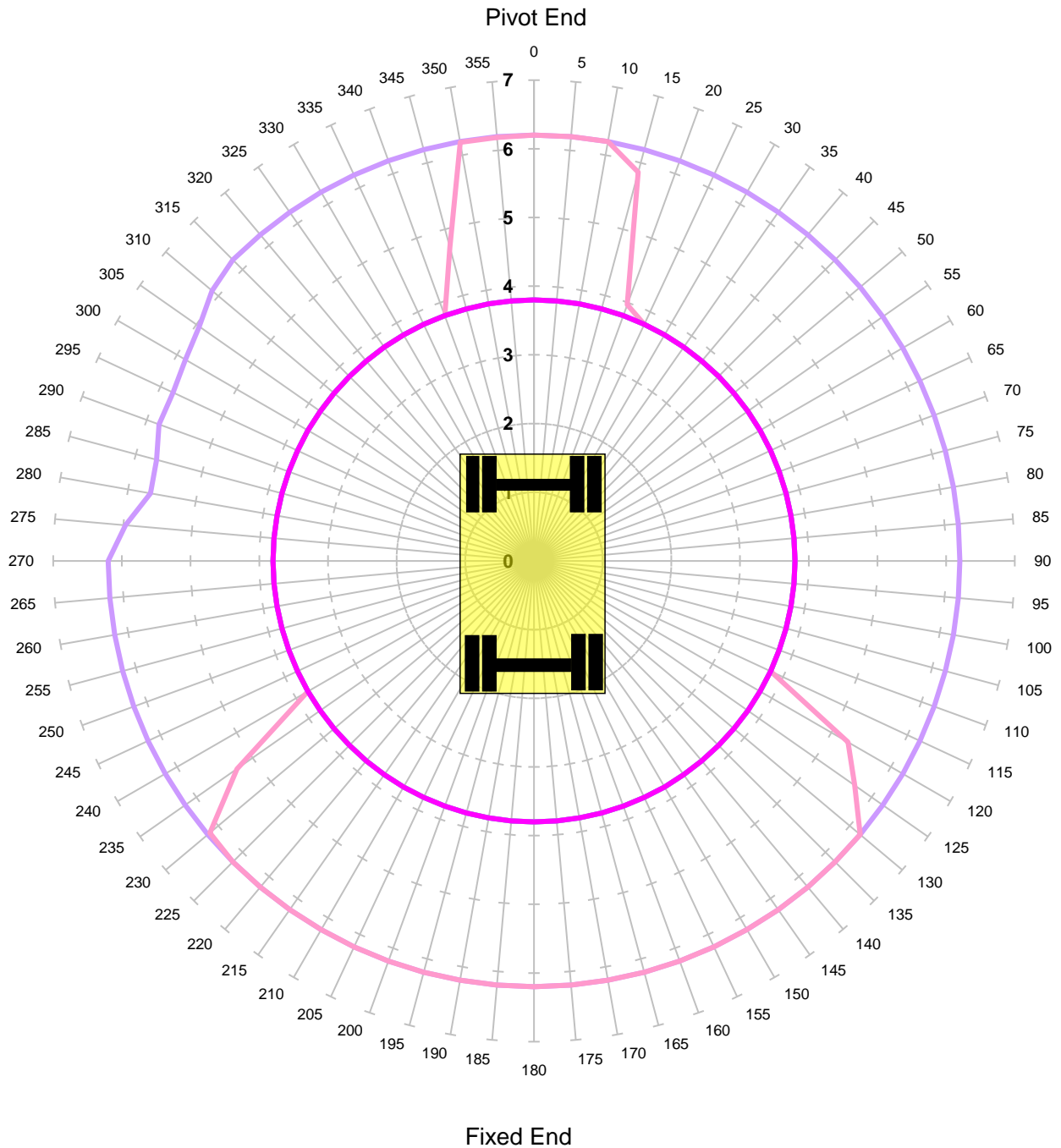
<b>MACHINE &amp; MODEL:</b>	Case 988	<b>REFERENCE:</b>	99709 940611-5
<b>SERIAL No:</b>	CGG0232253	<b>DATE OF CHART:</b>	22-Apr-2024
<b>EQUIPMENT:</b>	4.29m + 2.1m	<b>SAFETY FACTOR:</b>	59.0%
<b>COMMENT:</b>			



**KING TRANSPORT EQUIPMENT LTD**

**Max Capacity Contours of Radius(m) Plots 2.1m Dipper  
Level Ground Height 2m Lift ALP1**

**Unlocked Road - Tandem Lift**



Units in Tonnes

- 1
- 2
- 3
- 4
- 5

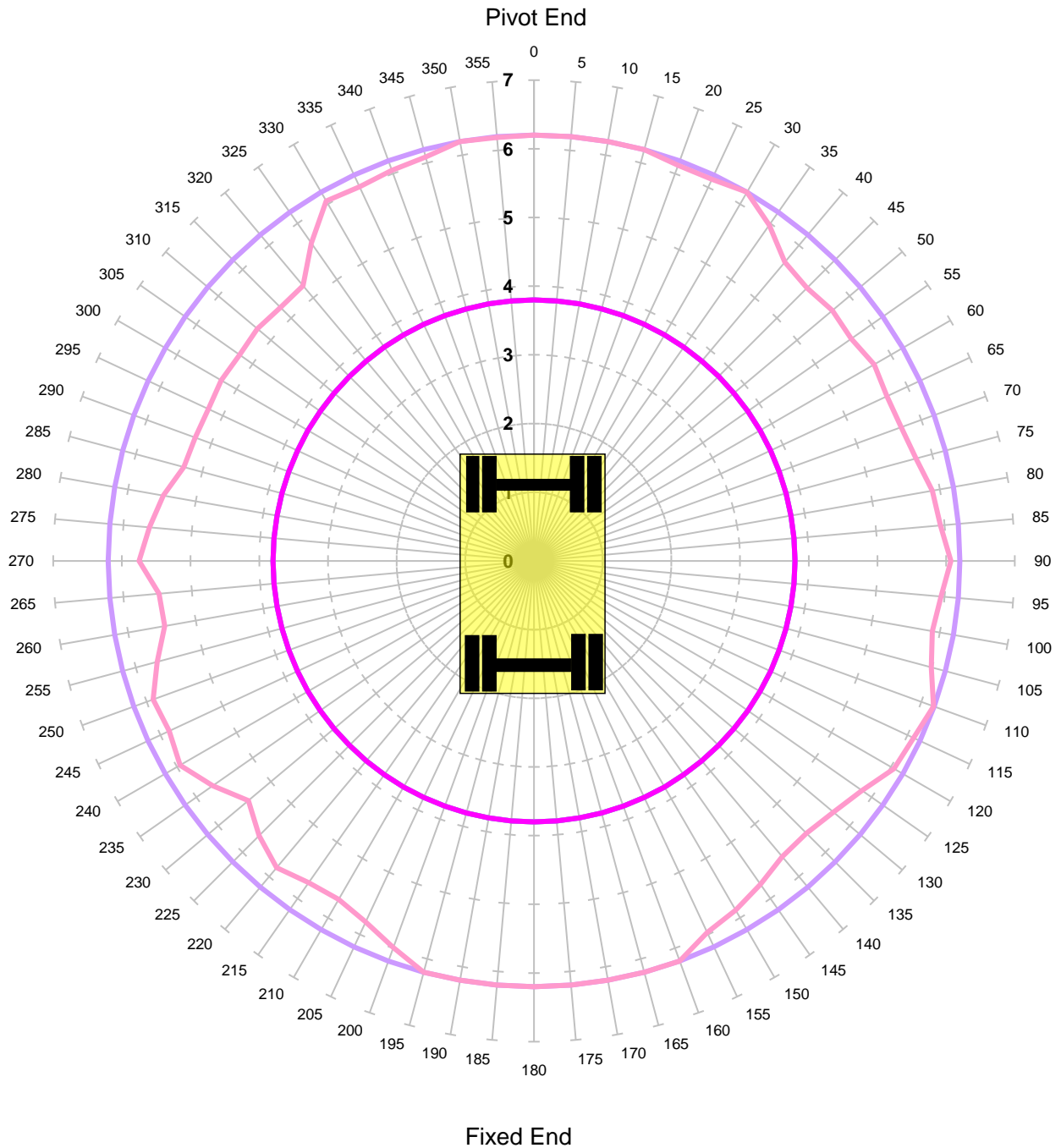
<b>MACHINE &amp; MODEL:</b>	Case 988	<b>REFERENCE:</b>	99709 940611-5
	<b>SERIAL No:</b> CGG0232253		<b>DATE OF CHART:</b> 22-Apr-2024
<b>EQUIPMENT:</b>	4.29m + 2.1m	<b>SAFETY FACTOR:</b>	50.0%
<b>COMMENT:</b>			



**KING TRANSPORT EQUIPMENT LTD**

**Max Capacity Contours of Radius(m) Plots 2.1m Dipper  
Level Ground Height 2m Lift ALP1**

**Locked Road - Tandem Lift**



Units in Tonnes

- 1
- 2
- 3
- 4
- 5

<b>MACHINE &amp; MODEL:</b>	Case 988	<b>REFERENCE:</b>	99709 940611-5
	<b>SERIAL No:</b> CGG0232253		<b>DATE OF CHART:</b> 22-Apr-2024
<b>EQUIPMENT:</b>	4.29m + 2.1m	<b>SAFETY FACTOR:</b>	50.0%
<b>COMMENT:</b>			



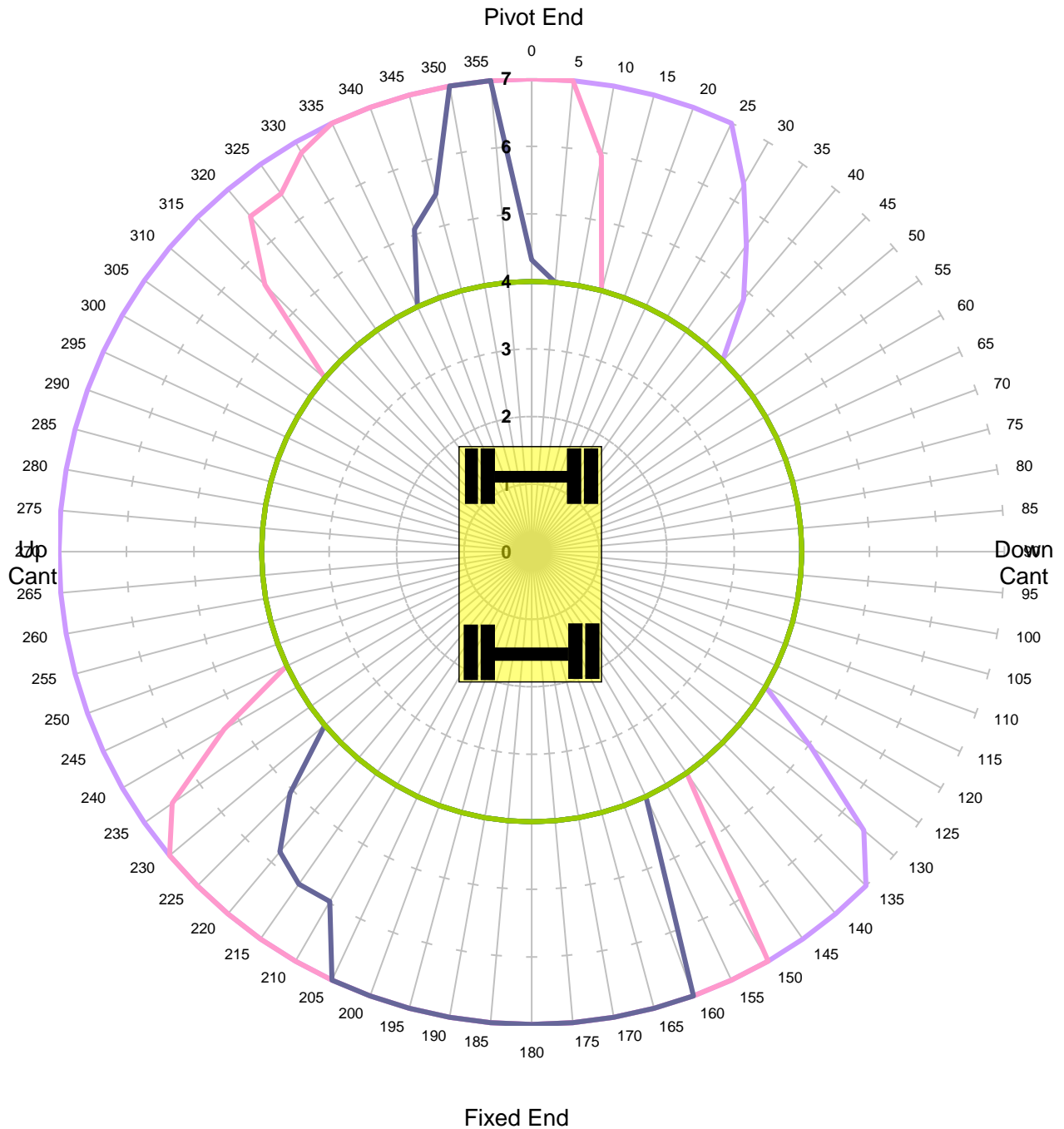


## KING TRANSPORT EQUIPMENT LTD

Max Capacity Contours of Radius(m) Plots 2.1m Dipper

Gradient 1 in -25 Height 2m Lift QH

Unlocked Rail Cant -150mm



Units in Tonnes

- 1
- 2
- 3
- 4
- 5
- 6
- 7
- 8
- 9
- 10

<b>MACHINE &amp; MODEL:</b>	Case 988	<b>REFERENCE:</b>	99709 940611-5
<b>SERIAL No:</b>	CGG0232253	<b>DATE OF CHART:</b>	22-Apr-2024
<b>EQUIPMENT:</b>	4.29m + 2.1m	<b>SAFETY FACTOR:</b>	67.0%
<b>COMMENT:</b>			

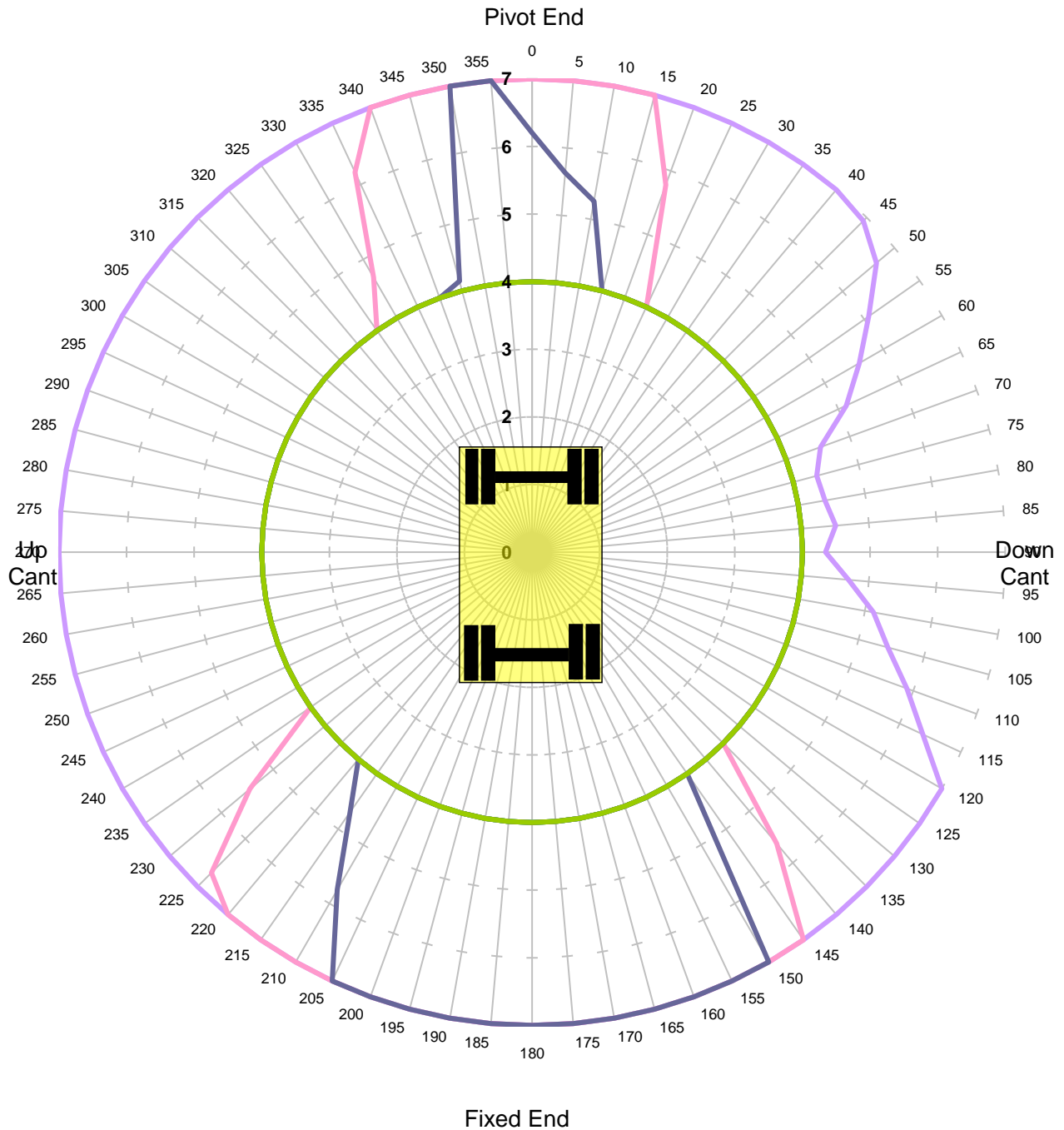


## KING TRANSPORT EQUIPMENT LTD

Max Capacity Contours of Radius(m) Plots 2.1m Dipper

Gradient 1 in -25 Height 2m Lift QH

Unlocked Rail Cant -50mm



Units in Tonnes

- 1
- 2
- 3
- 4
- 5
- 6
- 7
- 8
- 9
- 10

<b>MACHINE &amp; MODEL:</b>	Case 988	<b>REFERENCE:</b>	99709 940611-5
<b>SERIAL No:</b>	CGG0232253	<b>DATE OF CHART:</b>	22-Apr-2024
<b>EQUIPMENT:</b>	4.29m + 2.1m	<b>SAFETY FACTOR:</b>	67.0%
<b>COMMENT:</b>			

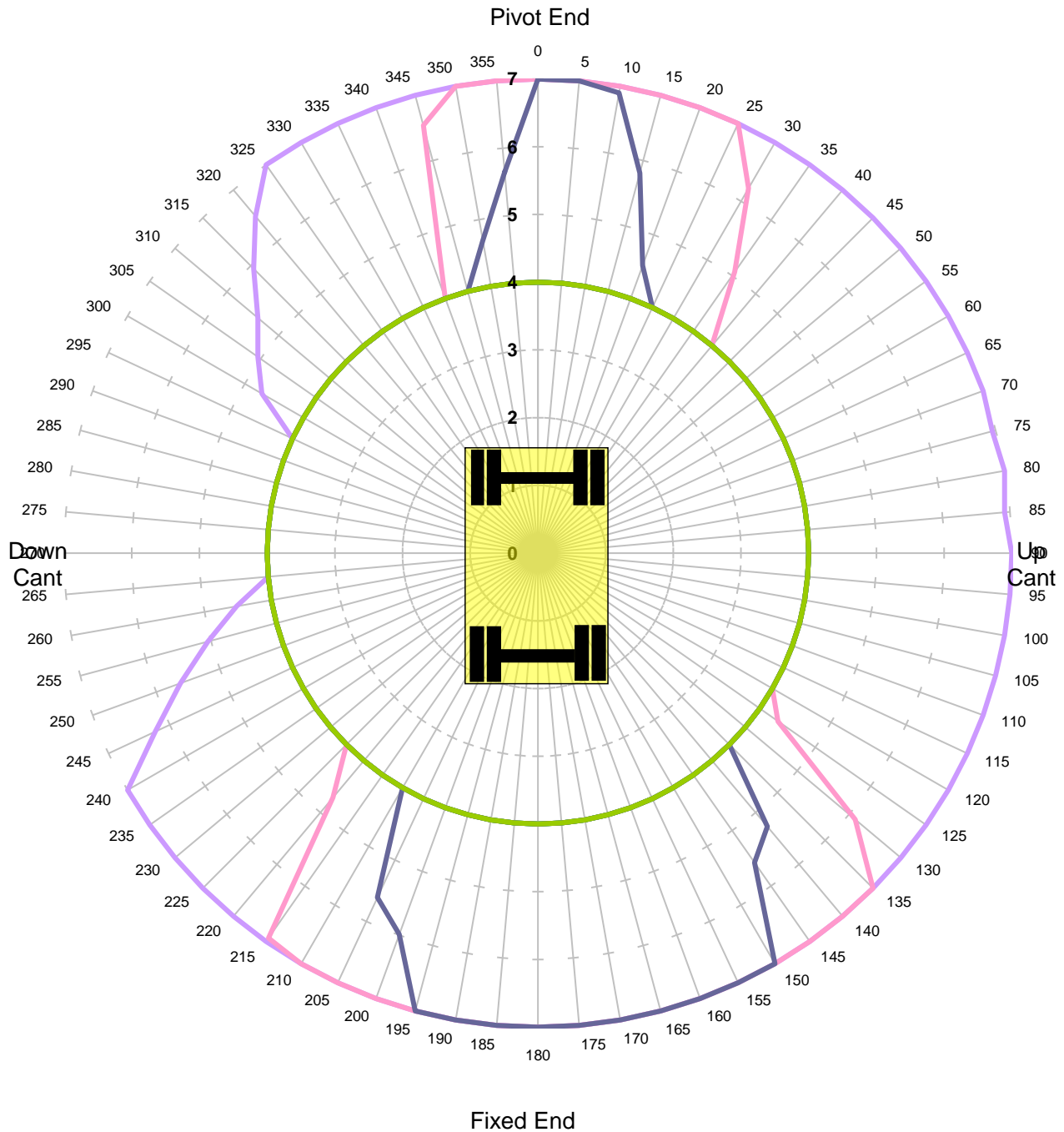


**KING TRANSPORT EQUIPMENT LTD**

**Max Capacity Contours of Radius(m) Plots 2.1m Dipper**

**Gradient 1 in -25 Height 2m Lift QH**

**Unlocked Rail Cant 50mm**



Units in Tonnes

- 1
- 2
- 3
- 4
- 5
- 6
- 7
- 8
- 9
- 10

<b>MACHINE &amp; MODEL:</b>	Case 988	<b>REFERENCE:</b>	99709 940611-5
<b>SERIAL No:</b>	CGG0232253	<b>DATE OF CHART:</b>	22-Apr-2024
<b>EQUIPMENT:</b>	4.29m + 2.1m	<b>SAFETY FACTOR:</b>	67.0%
<b>COMMENT:</b>			

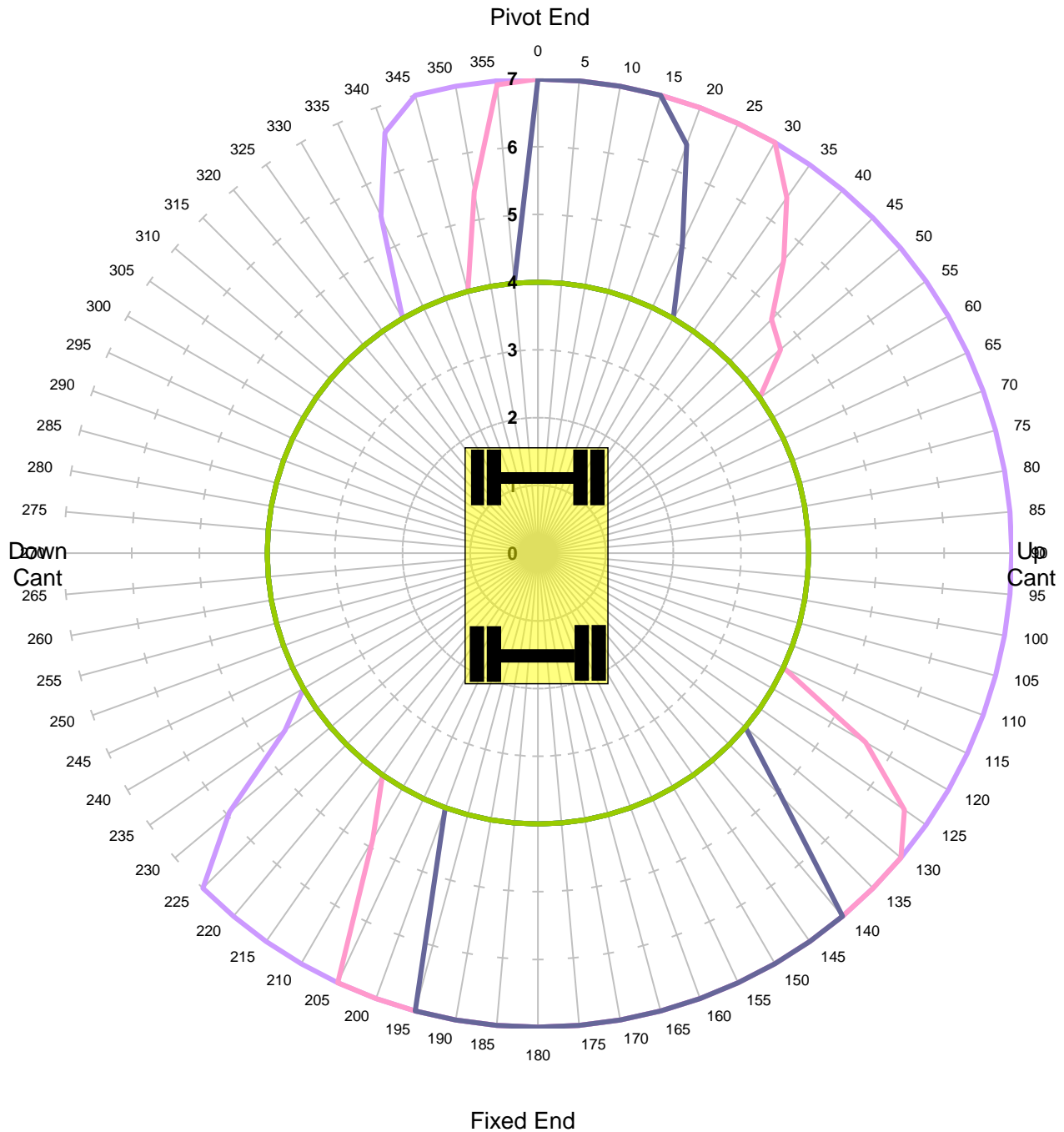


**KING TRANSPORT EQUIPMENT LTD**

**Max Capacity Contours of Radius(m) Plots 2.1m Dipper**

**Gradient 1 in -25 Height 2m Lift QH**

**Unlocked Rail Cant 150mm**



Units in Tonnes

- 1
- 2
- 3
- 4
- 5
- 6
- 7
- 8
- 9
- 10

<b>MACHINE &amp; MODEL:</b>	Case 988	<b>REFERENCE:</b>	99709 940611-5
	<b>SERIAL No:</b> CGG0232253		<b>DATE OF CHART:</b> 22-Apr-2024
<b>EQUIPMENT:</b>	4.29m + 2.1m	<b>SAFETY FACTOR:</b>	67.0%
<b>COMMENT:</b>			

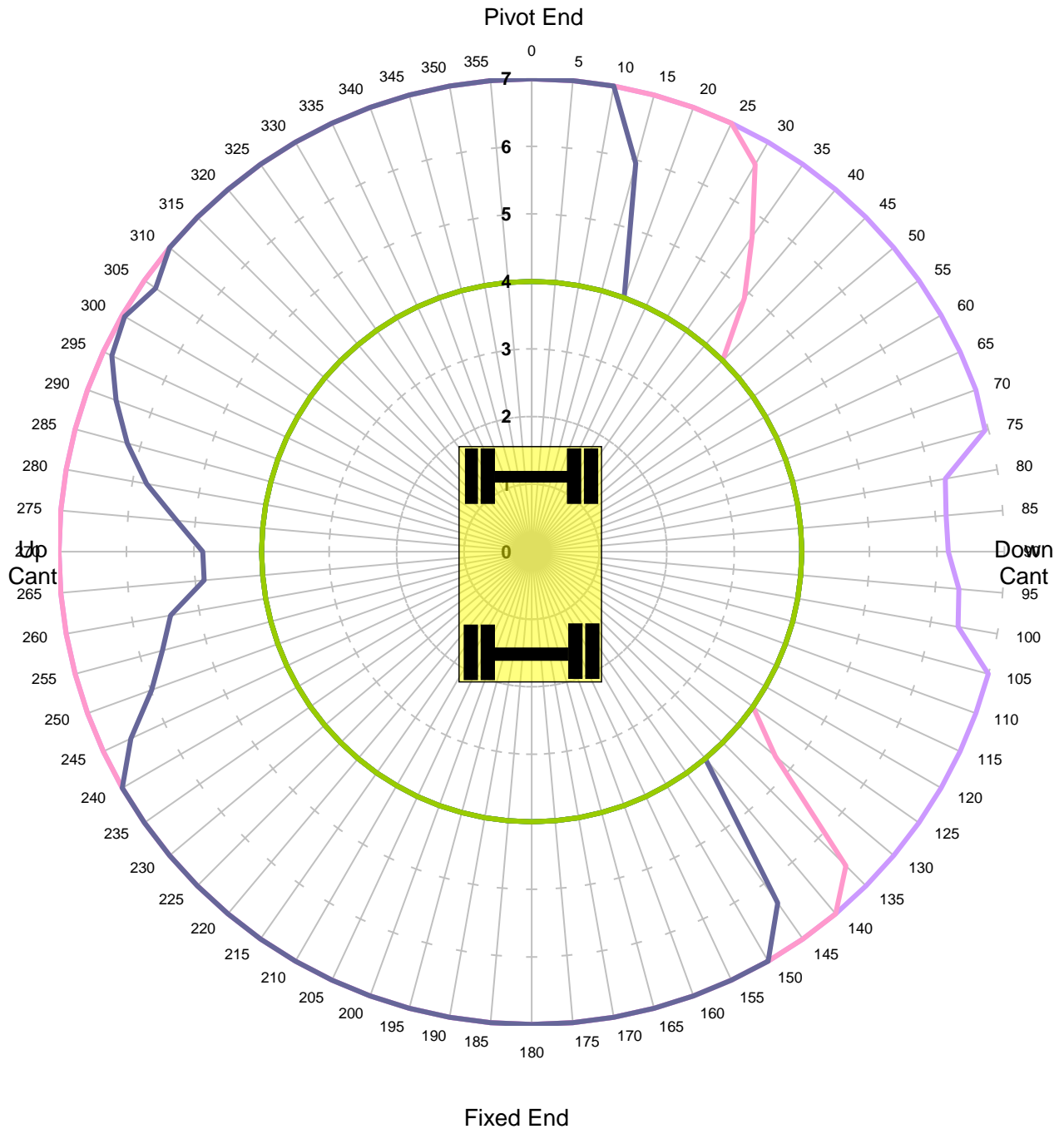


**KING TRANSPORT EQUIPMENT LTD**

**Max Capacity Contours of Radius(m) Plots 2.1m Dipper**

**Gradient 1 in -25 Height 2m Lift QH**

**Locked Rail Cant -150mm**



Units in Tonnes

- 1
- 2
- 3
- 4
- 5
- 6
- 7
- 8
- 9
- 10

<b>MACHINE &amp; MODEL:</b>	Case 988	<b>REFERENCE:</b>	99709 940611-5
<b>SERIAL No:</b>	CGG0232253	<b>DATE OF CHART:</b>	22-Apr-2024
<b>EQUIPMENT:</b>	4.29m + 2.1m	<b>SAFETY FACTOR:</b>	90.0%
<b>COMMENT:</b>			

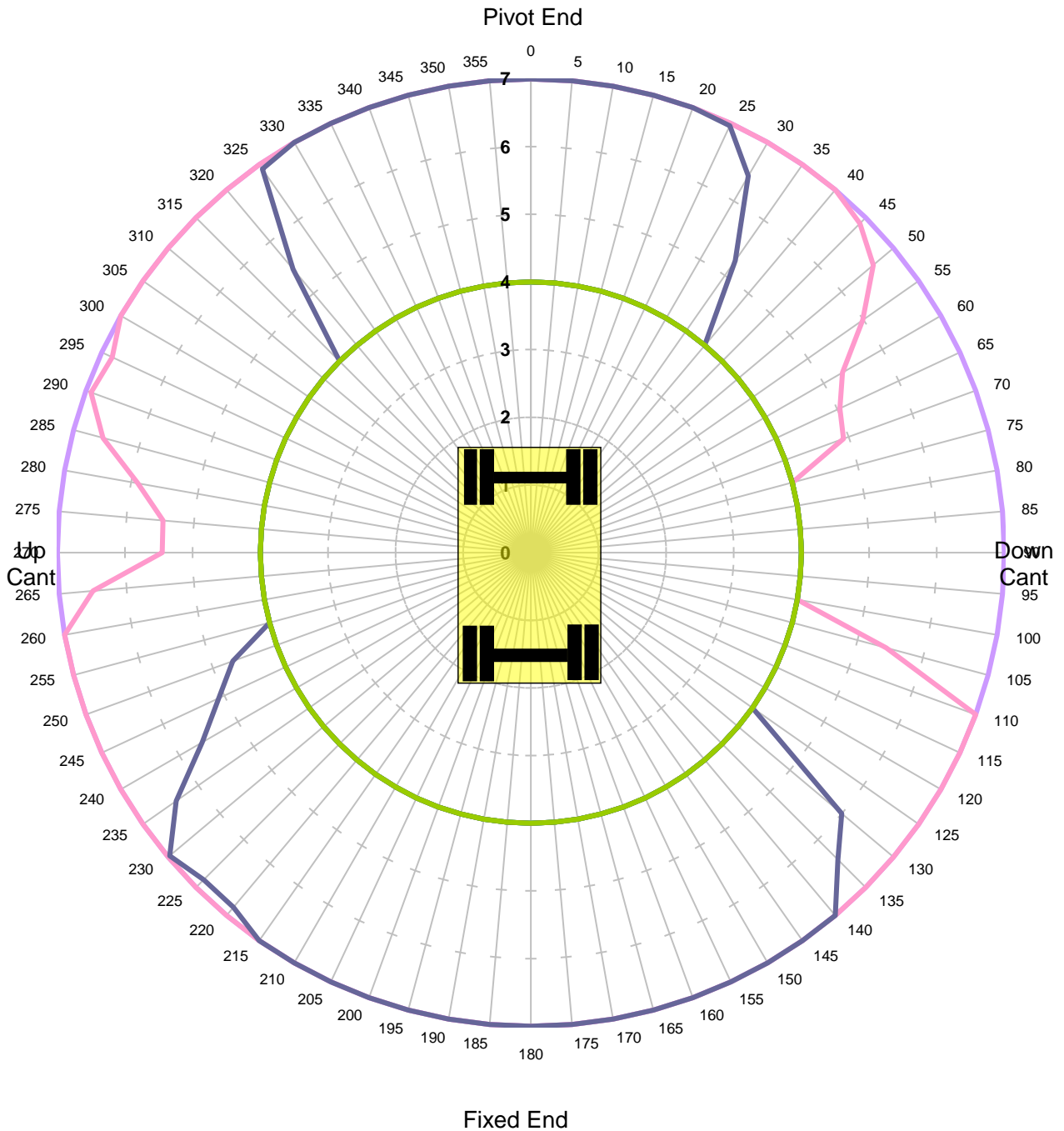


**KING TRANSPORT EQUIPMENT LTD**

**Max Capacity Contours of Radius(m) Plots 2.1m Dipper**

**Gradient 1 in -25 Height 2m Lift QH**

**Locked Rail Cant -50mm**



Units in Tonnes

- 1
- 2
- 3
- 4
- 5
- 6
- 7
- 8
- 9
- 10

<b>MACHINE &amp; MODEL:</b>	Case 988	<b>REFERENCE:</b>	99709 940611-5
<b>SERIAL No:</b>	CGG0232253	<b>DATE OF CHART:</b>	22-Apr-2024
<b>EQUIPMENT:</b>	4.29m + 2.1m	<b>SAFETY FACTOR:</b>	90.0%
<b>COMMENT:</b>			

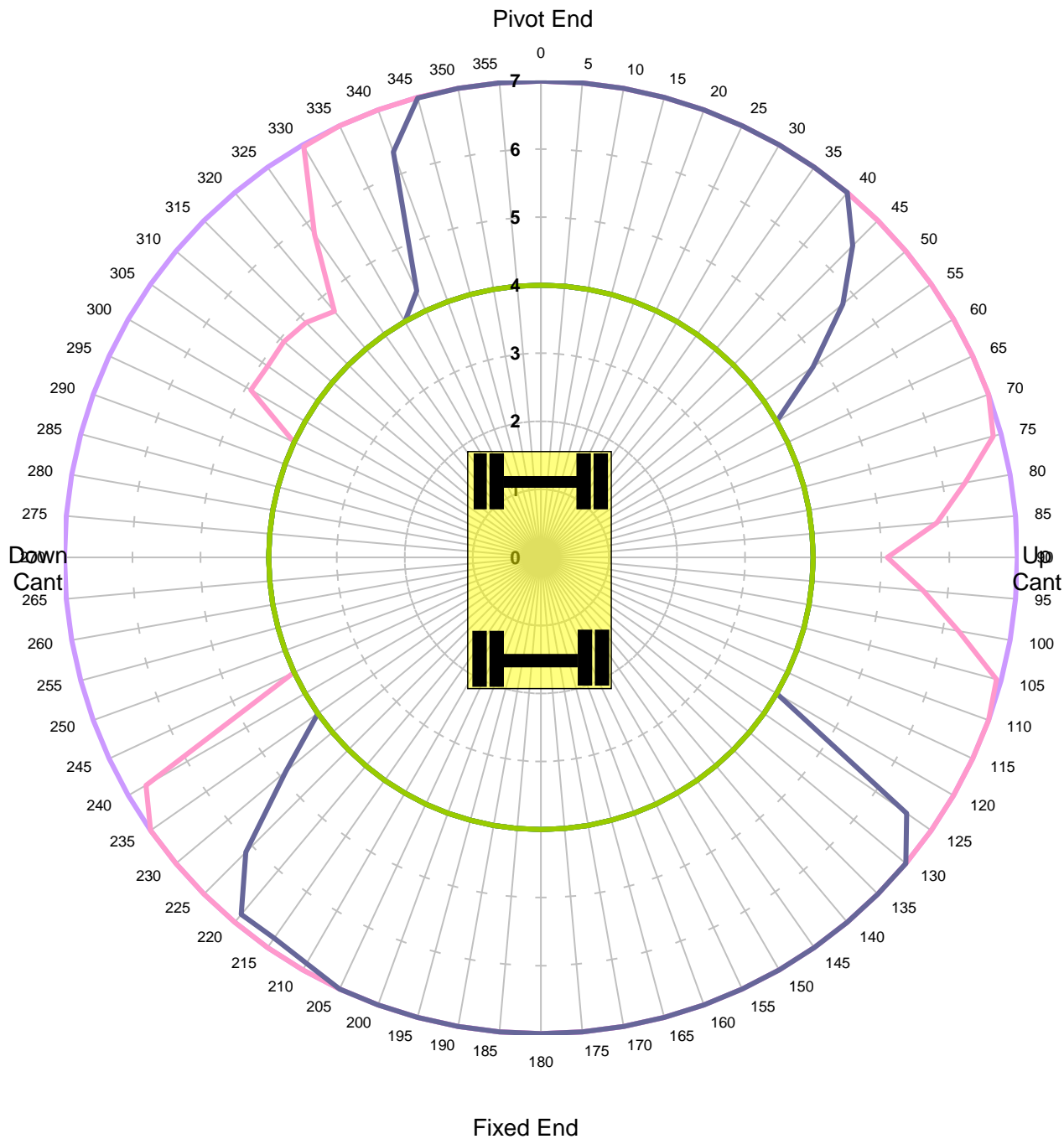


## KING TRANSPORT EQUIPMENT LTD

Max Capacity Contours of Radius(m) Plots 2.1m Dipper

Gradient 1 in -25 Height 2m Lift QH

Locked Rail Cant 50mm



Units in Tonnes

- 1
- 2
- 3
- 4
- 5
- 6
- 7
- 8
- 9
- 10

<b>MACHINE &amp; MODEL:</b> <b>SERIAL No:</b> <b>EQUIPMENT:</b> <b>COMMENT:</b>	Case 988 CGG0232253 4.29m + 2.1m	<b>REFERENCE:</b> <b>DATE OF CHART:</b> <b>SAFETY FACTOR:</b>	99709 940611-5 22-Apr-2024 90.0%

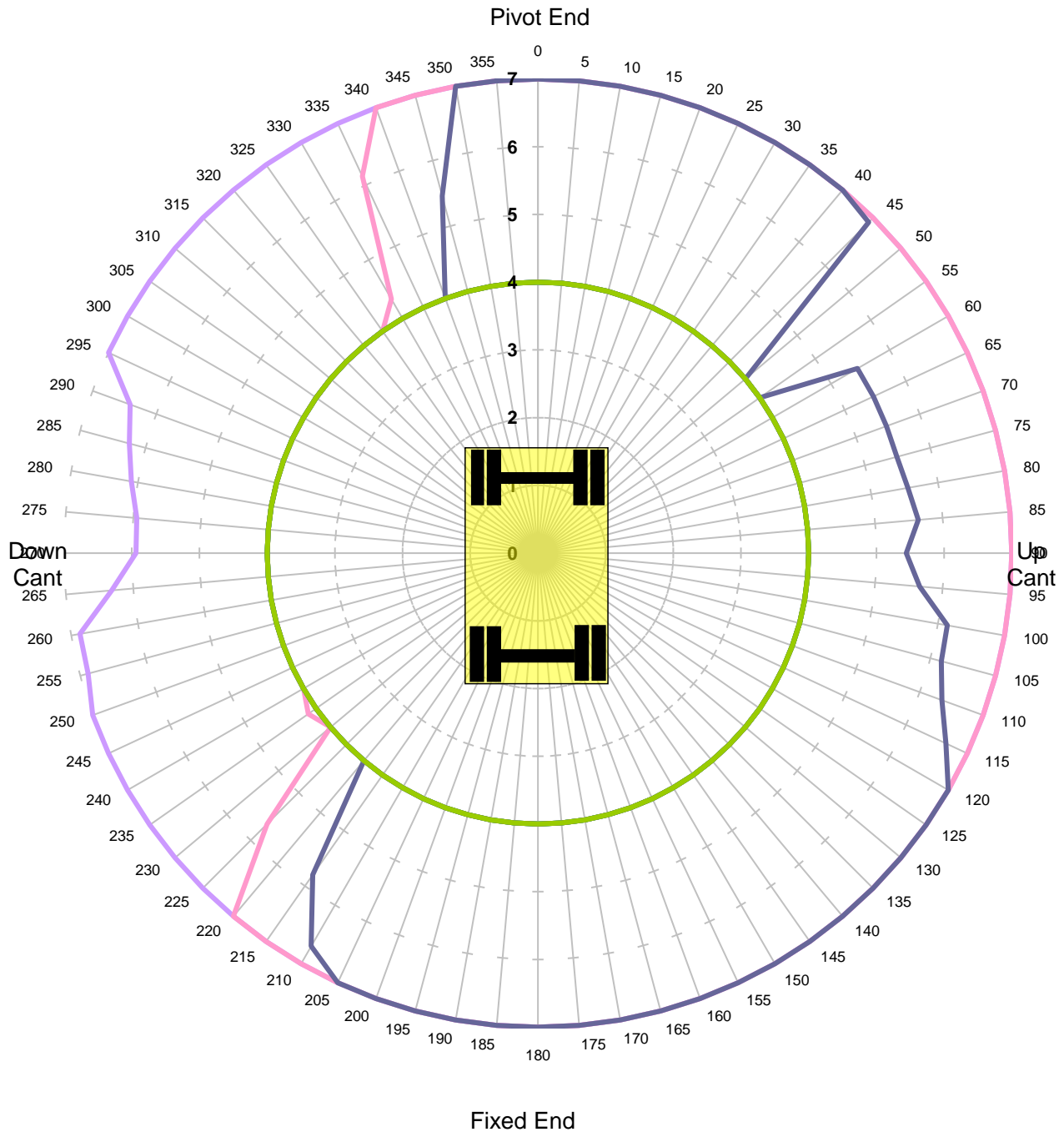


**KING TRANSPORT EQUIPMENT LTD**

**Max Capacity Contours of Radius(m) Plots 2.1m Dipper**

**Gradient 1 in -25 Height 2m Lift QH**

**Locked Rail Cant 150mm**



Units in Tonnes

- 1
- 2
- 3
- 4
- 5
- 6
- 7
- 8
- 9
- 10

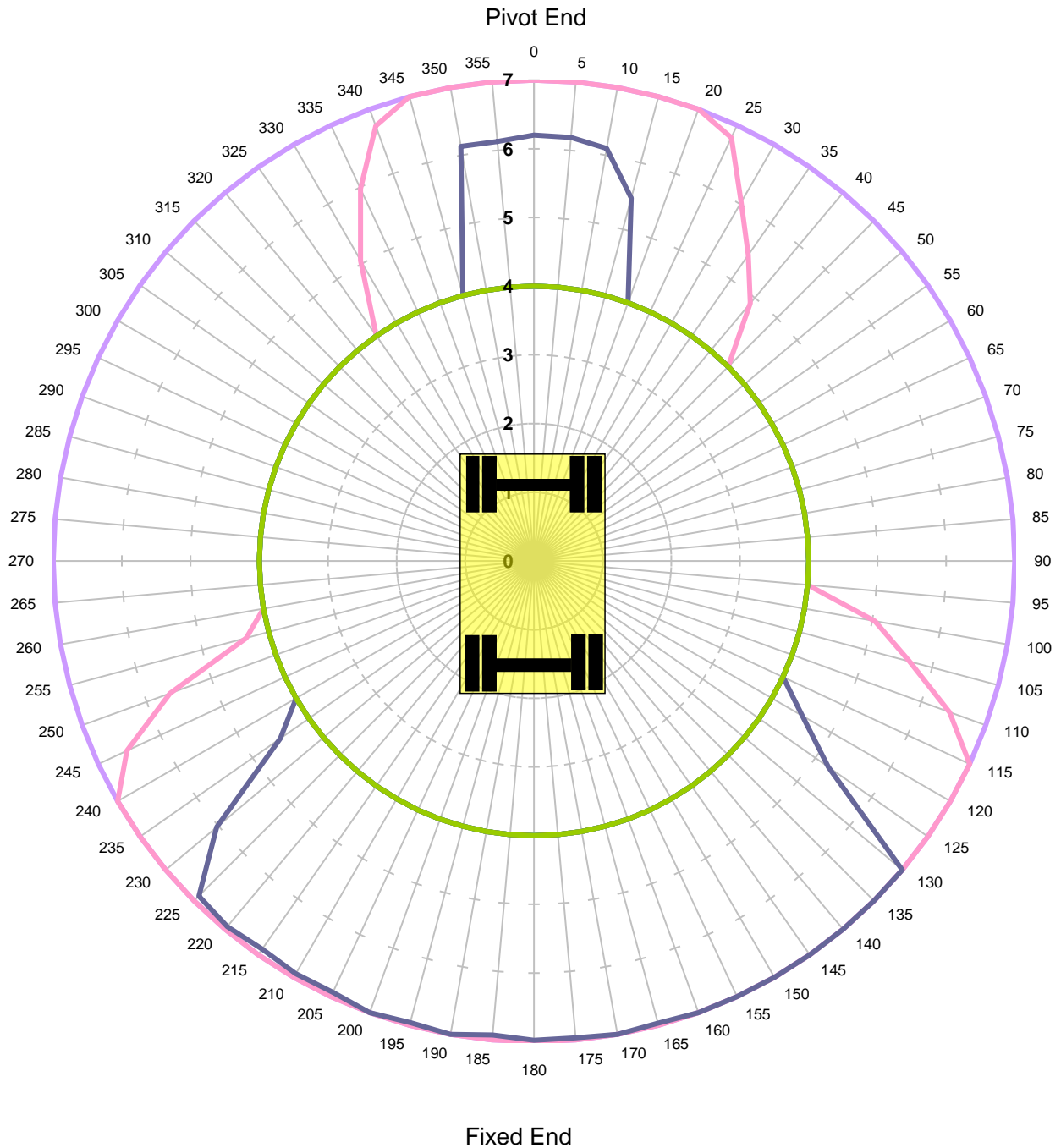
<b>MACHINE &amp; MODEL:</b>	Case 988	<b>REFERENCE:</b>	99709 940611-5
	<b>SERIAL No:</b> CGG0232253		<b>DATE OF CHART:</b> 22-Apr-2024
<b>EQUIPMENT:</b>	4.29m + 2.1m	<b>SAFETY FACTOR:</b>	90.0%
<b>COMMENT:</b>			





**KING TRANSPORT EQUIPMENT LTD**

**Max Capacity Contours of Radius(m) Plots 2.1m Dipper  
Level Ground Height 2m Lift QH  
Unlocked Road**



Units in Tonnes

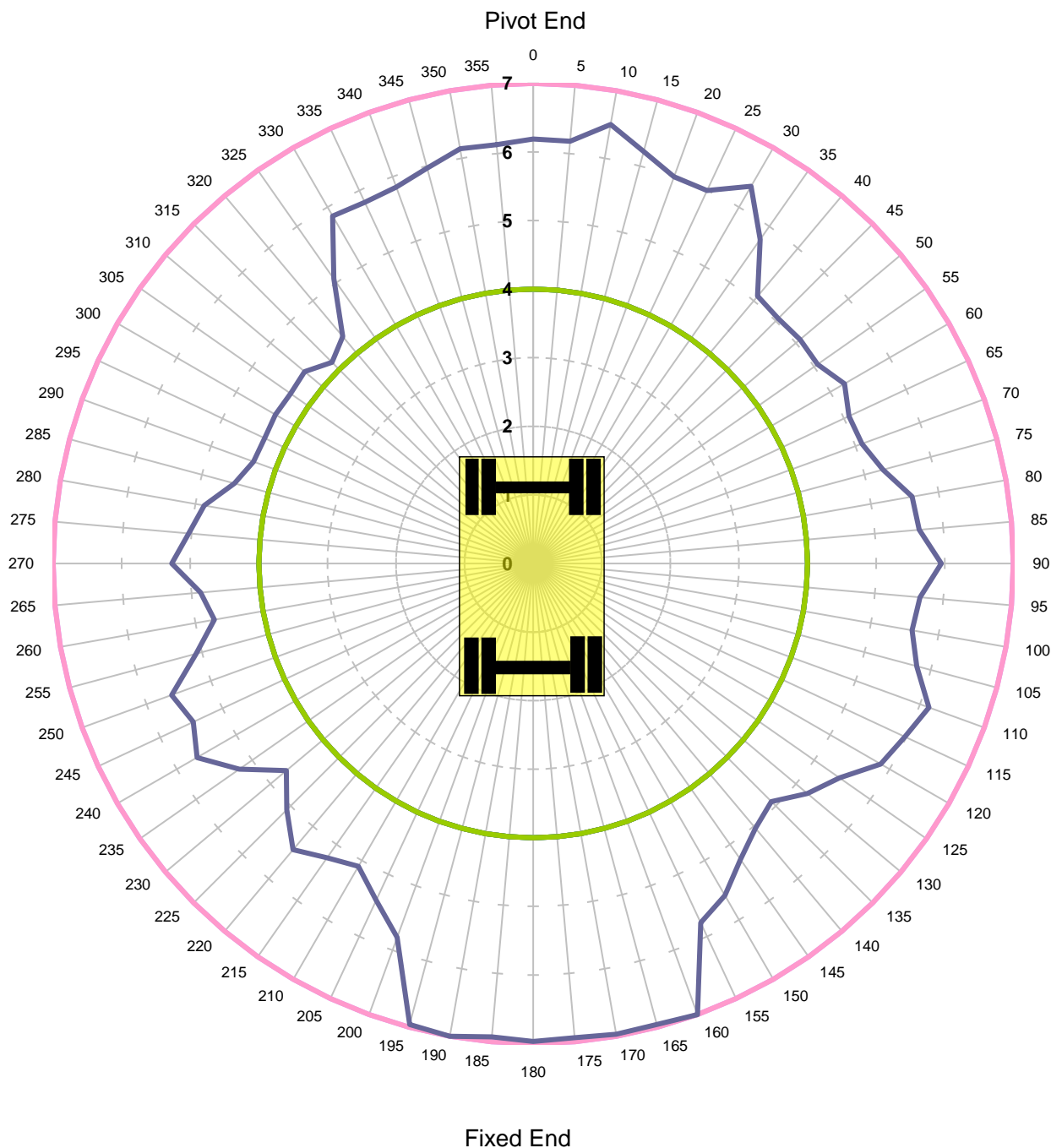
- 1
- 2
- 3
- 4
- 5
- 6
- 7
- 8
- 9
- 10

<b>MACHINE &amp; MODEL:</b> <b>SERIAL No:</b> <b>EQUIPMENT:</b> <b>COMMENT:</b>	Case 988 CGG0232253 4.29m + 2.1m	<b>REFERENCE:</b> <b>DATE OF CHART:</b> <b>SAFETY FACTOR:</b>	99709 940611-5 22-Apr-2024 75.0%



## KING TRANSPORT EQUIPMENT LTD

Max Capacity Contours of Radius(m) Plots 2.1m Dipper  
 Level Ground Height 2m Lift QH  
Locked Road



Units in Tonnes

- 1
- 2
- 3
- 4
- 5
- 6
- 7
- 8
- 9
- 10

<b>MACHINE &amp; MODEL:</b>	Case 988	<b>REFERENCE:</b>	99709 940611-5
<b>SERIAL No:</b>	CGG0232253	<b>DATE OF CHART:</b>	22-Apr-2024
<b>EQUIPMENT:</b>	4.29m + 2.1m	<b>SAFETY FACTOR:</b>	75.0%
<b>COMMENT:</b>			

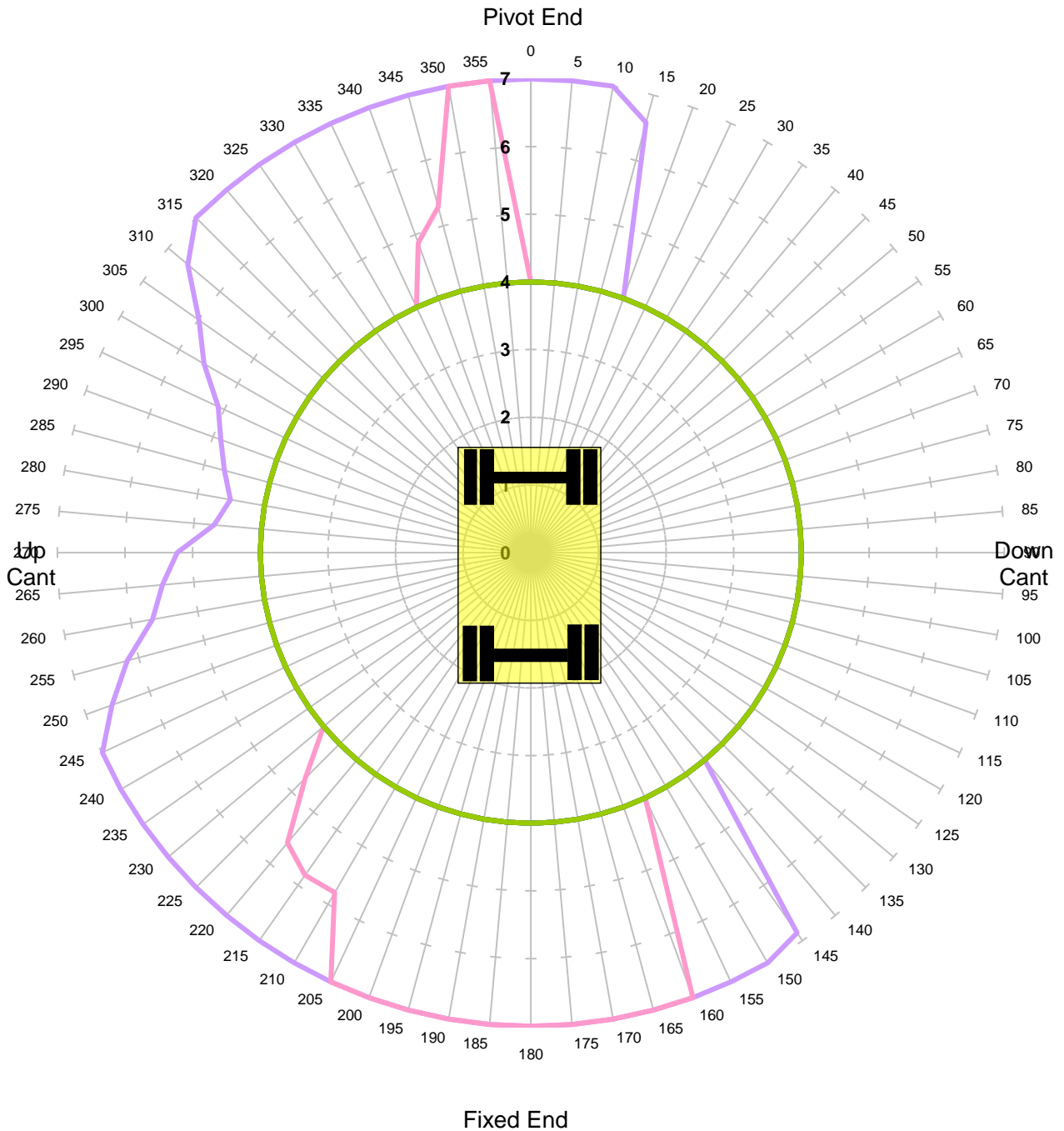


**KING TRANSPORT EQUIPMENT LTD**

**Max Capacity Contours of Radius(m) Plots 2.1m Dipper**

**Gradient 1 in -25 Height 2m Lift QH**

**Unlocked Rail Cant -150mm - Tandem Lift**



Units in Tonnes

- 1
- 2
- 3
- 4
- 5
- 6
- 7
- 8
- 9
- 10

<b>MACHINE &amp; MODEL:</b>	Case 988	<b>REFERENCE:</b>	99709 940611-5
<b>SERIAL No:</b>	CGG0232253	<b>DATE OF CHART:</b>	22-Apr-2024
<b>EQUIPMENT:</b>	4.29m + 2.1m	<b>SAFETY FACTOR:</b>	44.0%
<b>COMMENT:</b>			

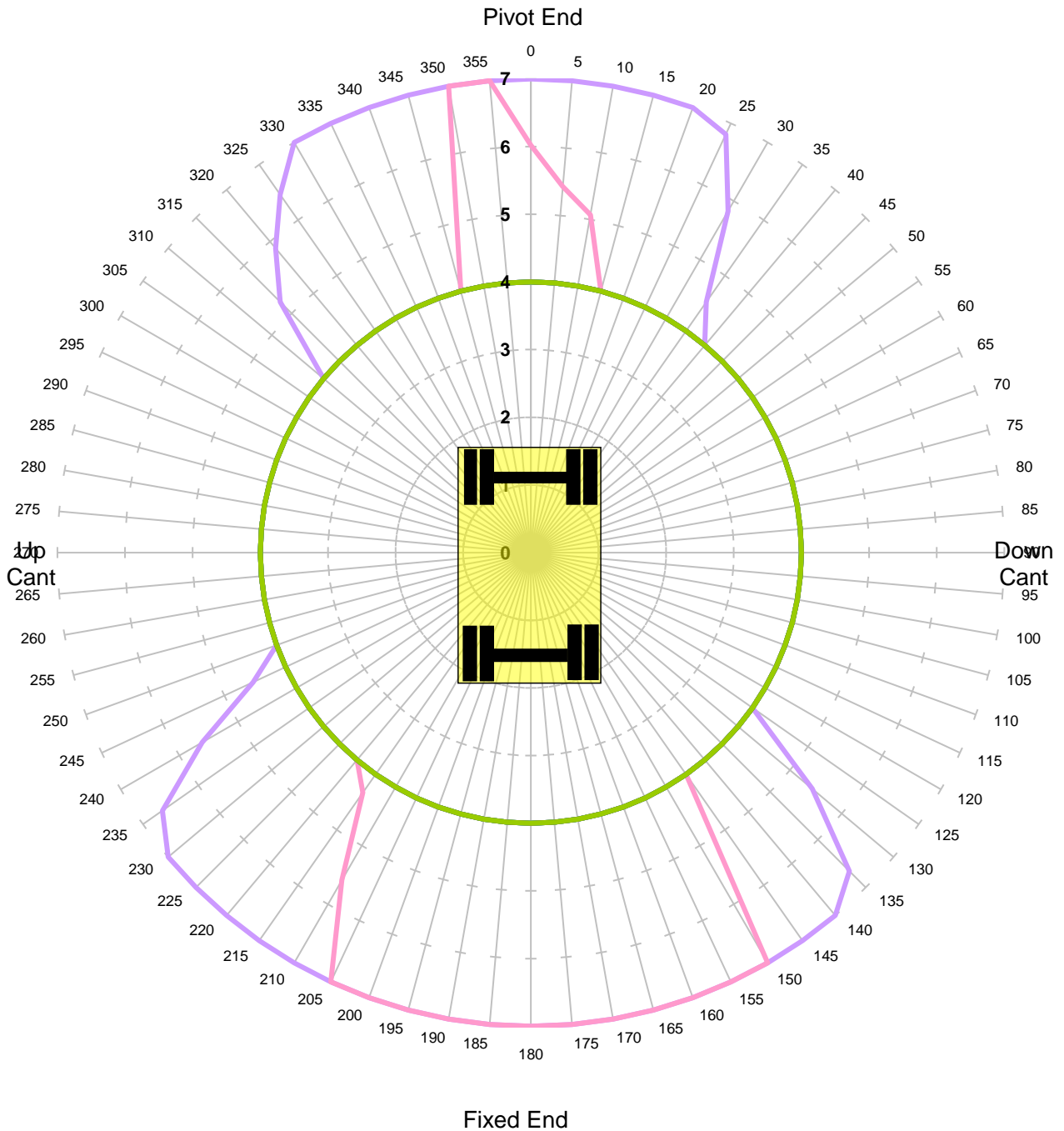


**KING TRANSPORT EQUIPMENT LTD**

**Max Capacity Contours of Radius(m) Plots 2.1m Dipper**

**Gradient 1 in -25 Height 2m Lift QH**

**Unlocked Rail Cant -50mm - Tandem Lift**



Units in Tonnes

- 1
- 2
- 3
- 4
- 5
- 6
- 7
- 8
- 9
- 10

<b>MACHINE &amp; MODEL:</b>	Case 988	<b>REFERENCE:</b>	99709 940611-5
<b>SERIAL No:</b>	CGG0232253	<b>DATE OF CHART:</b>	22-Apr-2024
<b>EQUIPMENT:</b>	4.29m + 2.1m	<b>SAFETY FACTOR:</b>	44.0%
<b>COMMENT:</b>			

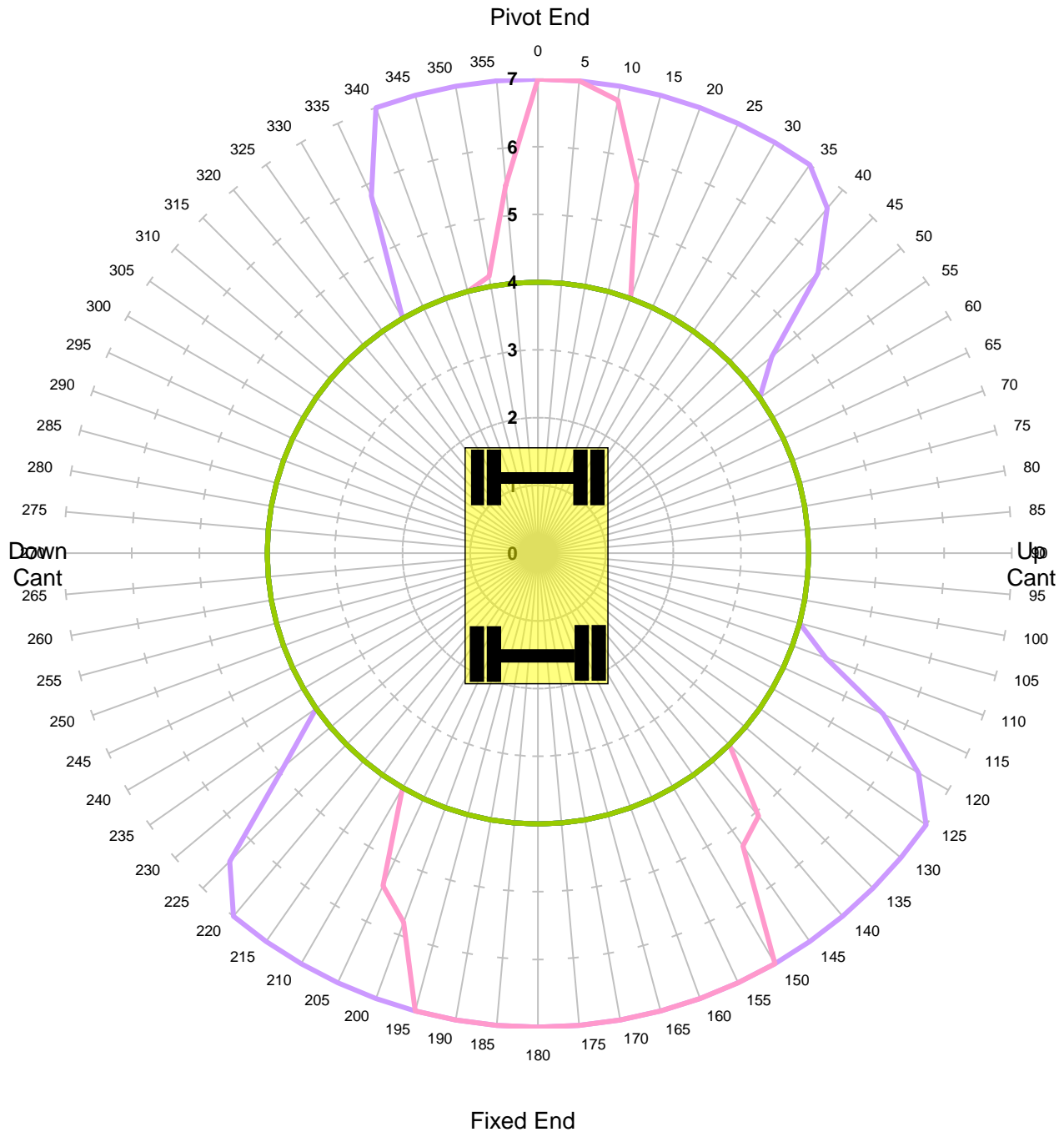


**KING TRANSPORT EQUIPMENT LTD**

**Max Capacity Contours of Radius(m) Plots 2.1m Dipper**

**Gradient 1 in -25 Height 2m Lift QH**

**Unlocked Rail Cant 50mm - Tandem Lift**



Units in Tonnes

- 1
- 2
- 3
- 4
- 5
- 6
- 7
- 8
- 9
- 10

<b>MACHINE &amp; MODEL:</b>	Case 988	<b>REFERENCE:</b>	99709 940611-5
<b>SERIAL No:</b>	CGG0232253	<b>DATE OF CHART:</b>	22-Apr-2024
<b>EQUIPMENT:</b>	4.29m + 2.1m	<b>SAFETY FACTOR:</b>	44.0%
<b>COMMENT:</b>			

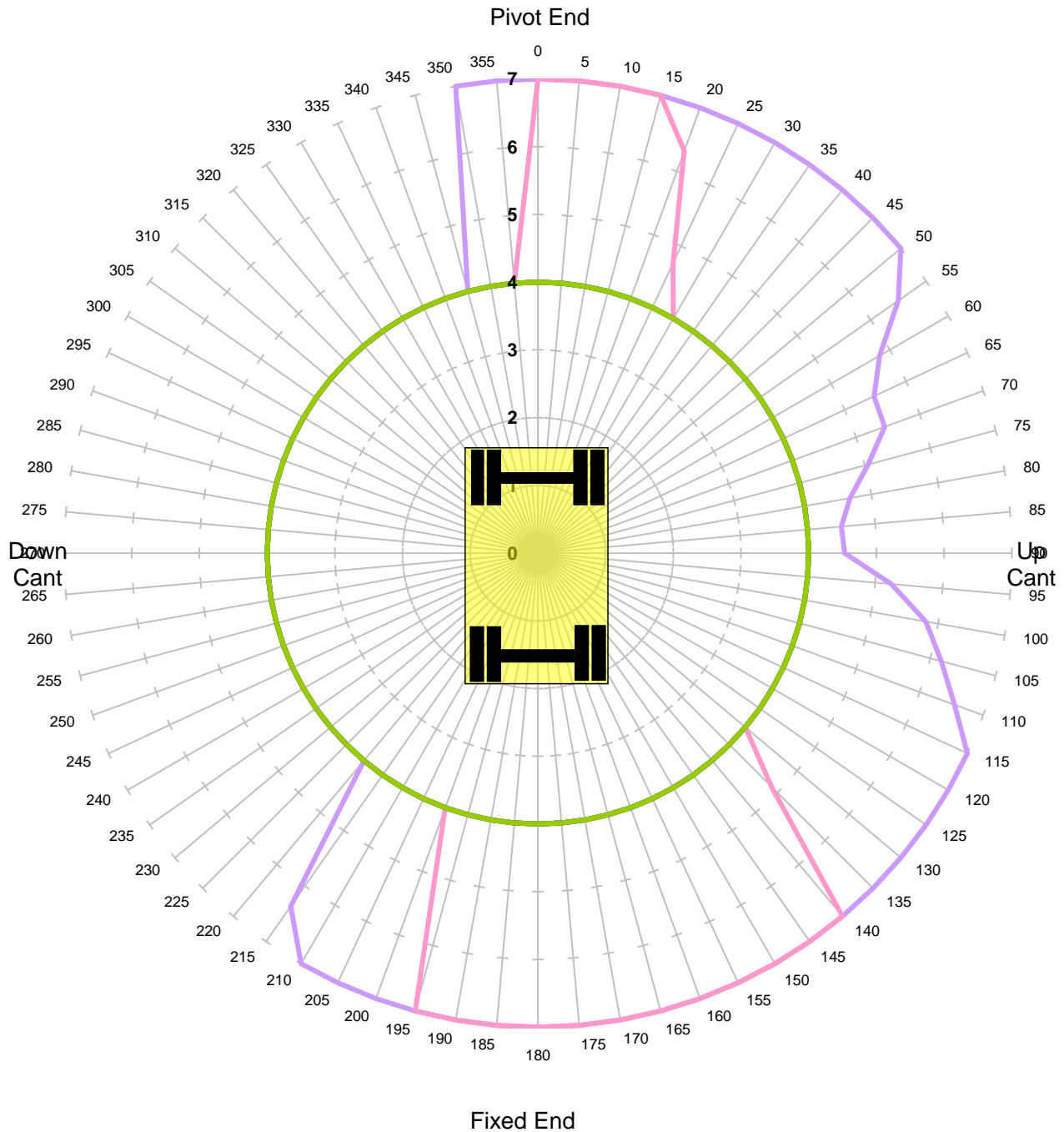


## KING TRANSPORT EQUIPMENT LTD

Max Capacity Contours of Radius(m) Plots 2.1m Dipper

Gradient 1 in -25 Height 2m Lift QH

Unlocked Rail Cant 150mm - Tandem Lift



Units in Tonnes

- 1
- 2
- 3
- 4
- 5
- 6
- 7
- 8
- 9
- 10

<b>MACHINE &amp; MODEL:</b>	Case 988	<b>REFERENCE:</b>	99709 940611-5
<b>SERIAL No:</b>	CGG0232253	<b>DATE OF CHART:</b>	22-Apr-2024
<b>EQUIPMENT:</b>	4.29m + 2.1m	<b>SAFETY FACTOR:</b>	44.0%
<b>COMMENT:</b>			

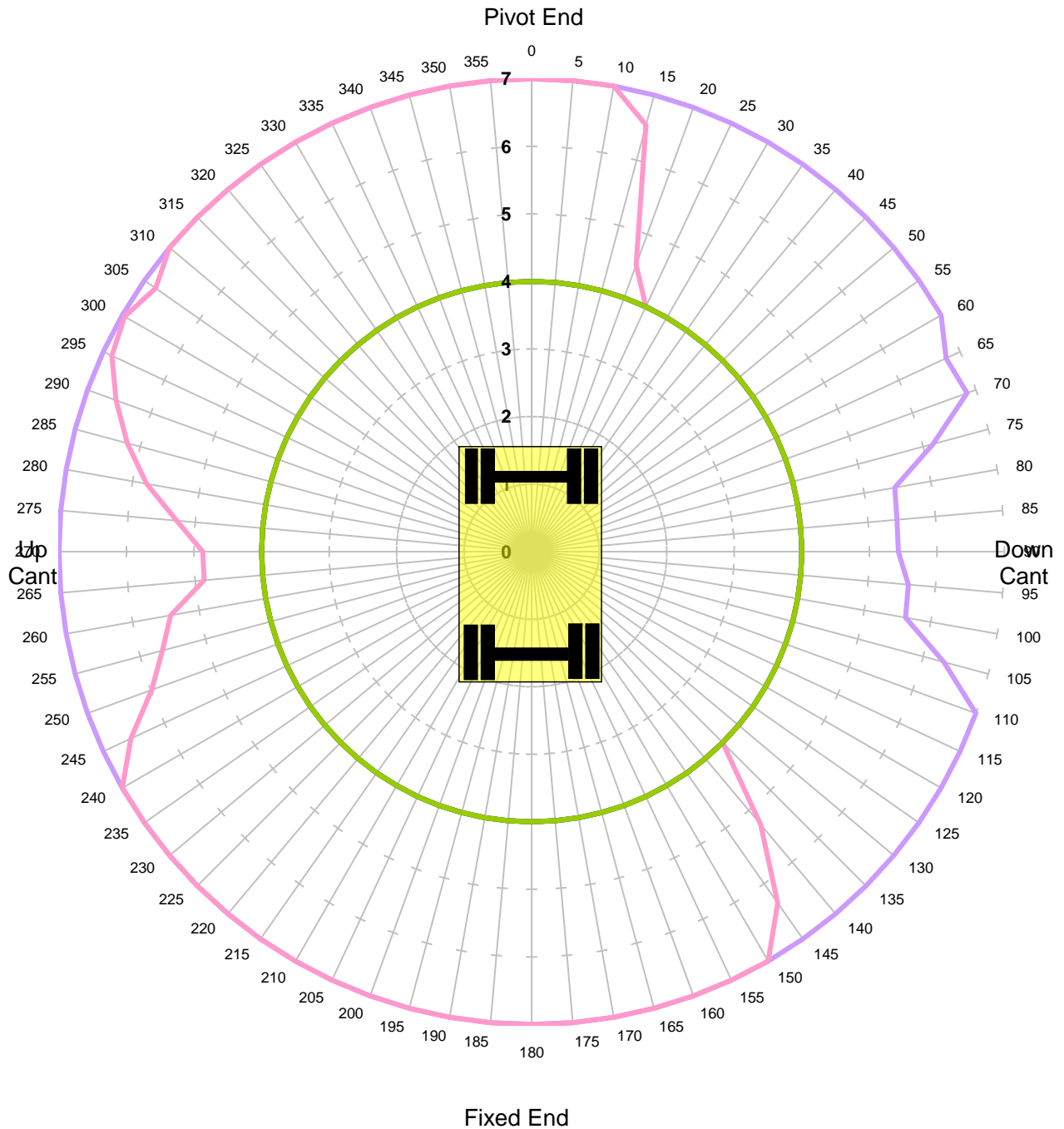


**KING TRANSPORT EQUIPMENT LTD**

**Max Capacity Contours of Radius(m) Plots 2.1m Dipper**

**Gradient 1 in -25 Height 2m Lift QH**

**Locked Rail Cant -150mm - Tandem Lift**



Units in Tonnes

- 1
- 2
- 3
- 4
- 5
- 6
- 7
- 8
- 9
- 10

<b>MACHINE &amp; MODEL:</b>	Case 988	<b>REFERENCE:</b>	99709 940611-5
	<b>SERIAL No:</b> CGG0232253		<b>DATE OF CHART:</b> 22-Apr-2024
<b>EQUIPMENT:</b>	4.29m + 2.1m	<b>SAFETY FACTOR:</b>	59.0%
<b>COMMENT:</b>			

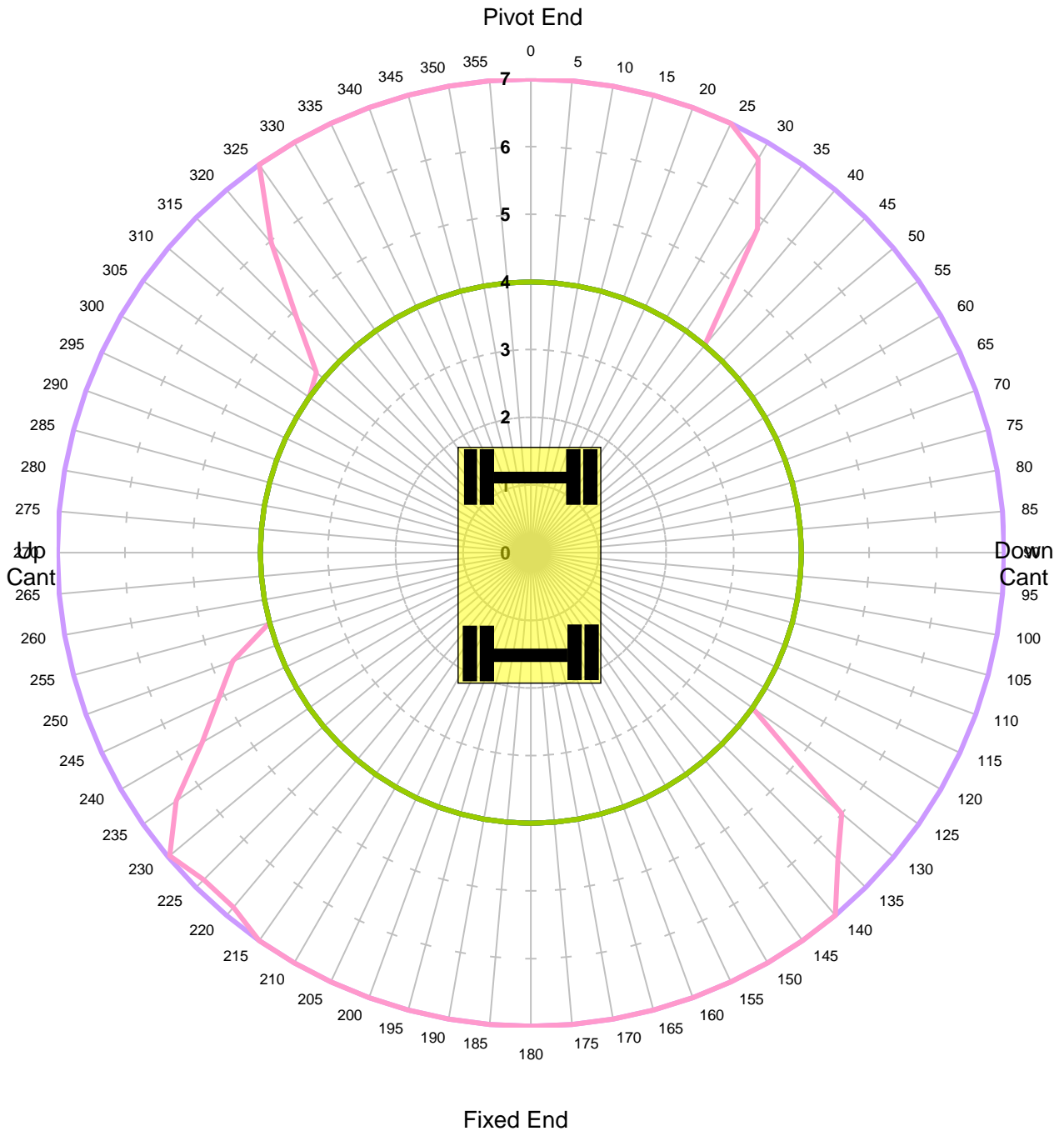


**KING TRANSPORT EQUIPMENT LTD**

**Max Capacity Contours of Radius(m) Plots 2.1m Dipper**

**Gradient 1 in -25 Height 2m Lift QH**

**Locked Rail Cant -50mm - Tandem Lift**



Units in Tonnes

- 1
- 2
- 3
- 4
- 5
- 6
- 7
- 8
- 9
- 10

<b>MACHINE &amp; MODEL:</b>	Case 988	<b>REFERENCE:</b>	99709 940611-5
	<b>SERIAL No:</b> CGG0232253		<b>DATE OF CHART:</b> 22-Apr-2024
<b>EQUIPMENT:</b>	4.29m + 2.1m	<b>SAFETY FACTOR:</b>	59.0%
<b>COMMENT:</b>			



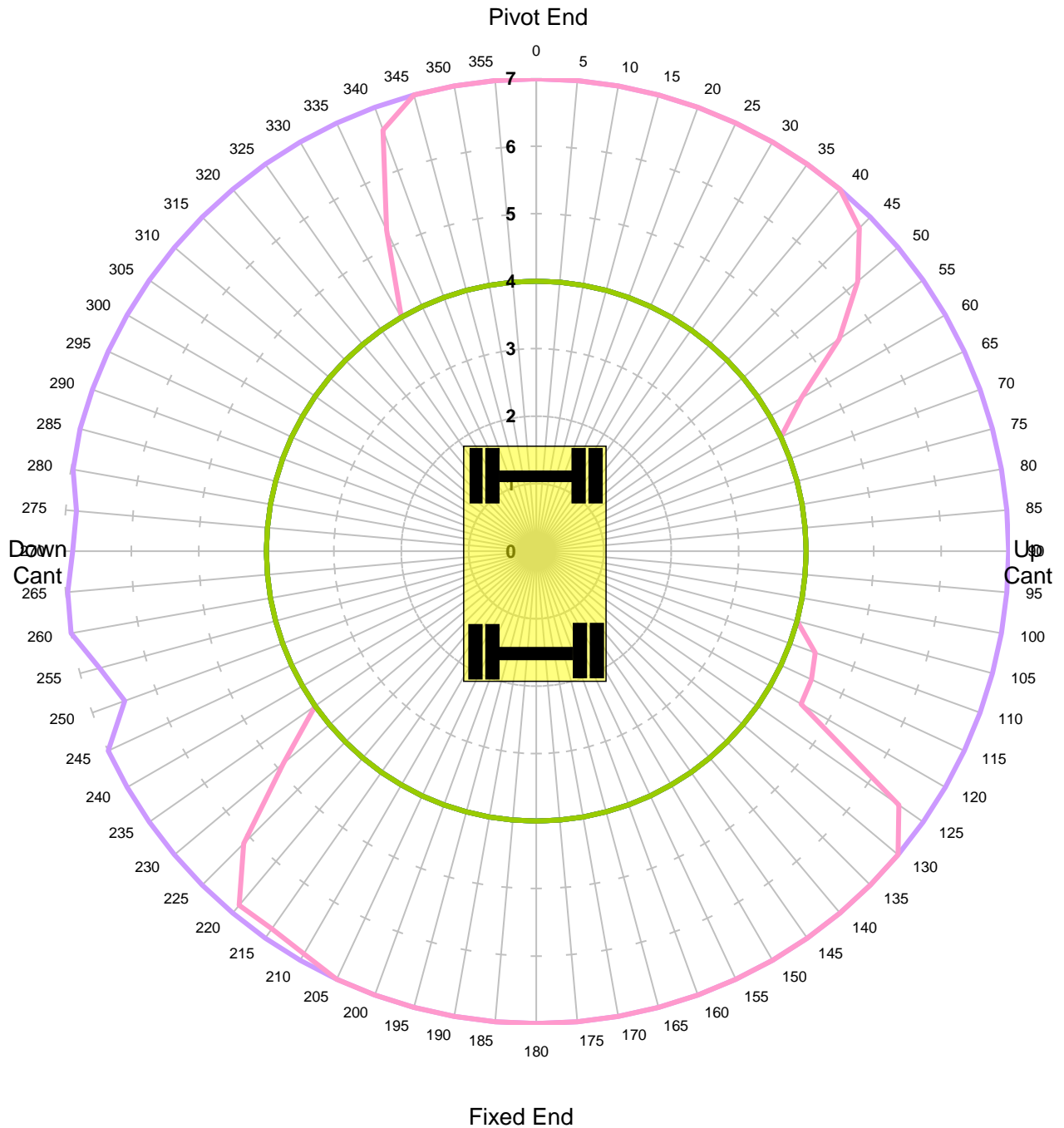


**KING TRANSPORT EQUIPMENT LTD**

**Max Capacity Contours of Radius(m) Plots 2.1m Dipper**

**Gradient 1 in -25 Height 2m Lift QH**

**Locked Rail Cant 50mm - Tandem Lift**



Units in Tonnes

- 1
- 2
- 3
- 4
- 5
- 6
- 7
- 8
- 9
- 10

<b>MACHINE &amp; MODEL:</b>	Case 988	<b>REFERENCE:</b>	99709 940611-5
<b>SERIAL No:</b>	CGG0232253	<b>DATE OF CHART:</b>	22-Apr-2024
<b>EQUIPMENT:</b>	4.29m + 2.1m	<b>SAFETY FACTOR:</b>	59.0%
<b>COMMENT:</b>			

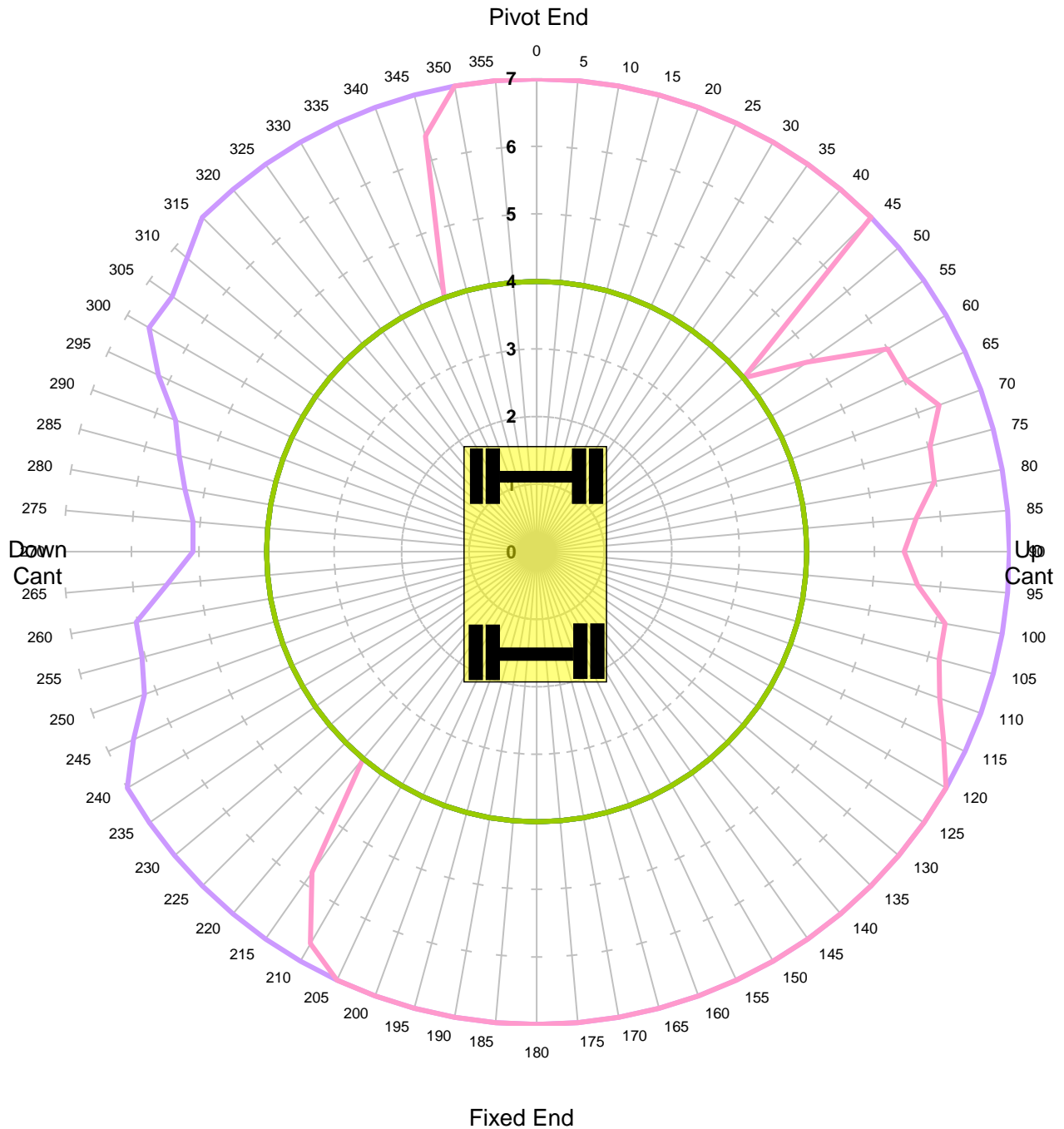


**KING TRANSPORT EQUIPMENT LTD**

**Max Capacity Contours of Radius(m) Plots 2.1m Dipper**

**Gradient 1 in -25 Height 2m Lift QH**

**Locked Rail Cant 150mm - Tandem Lift**



Units in Tonnes

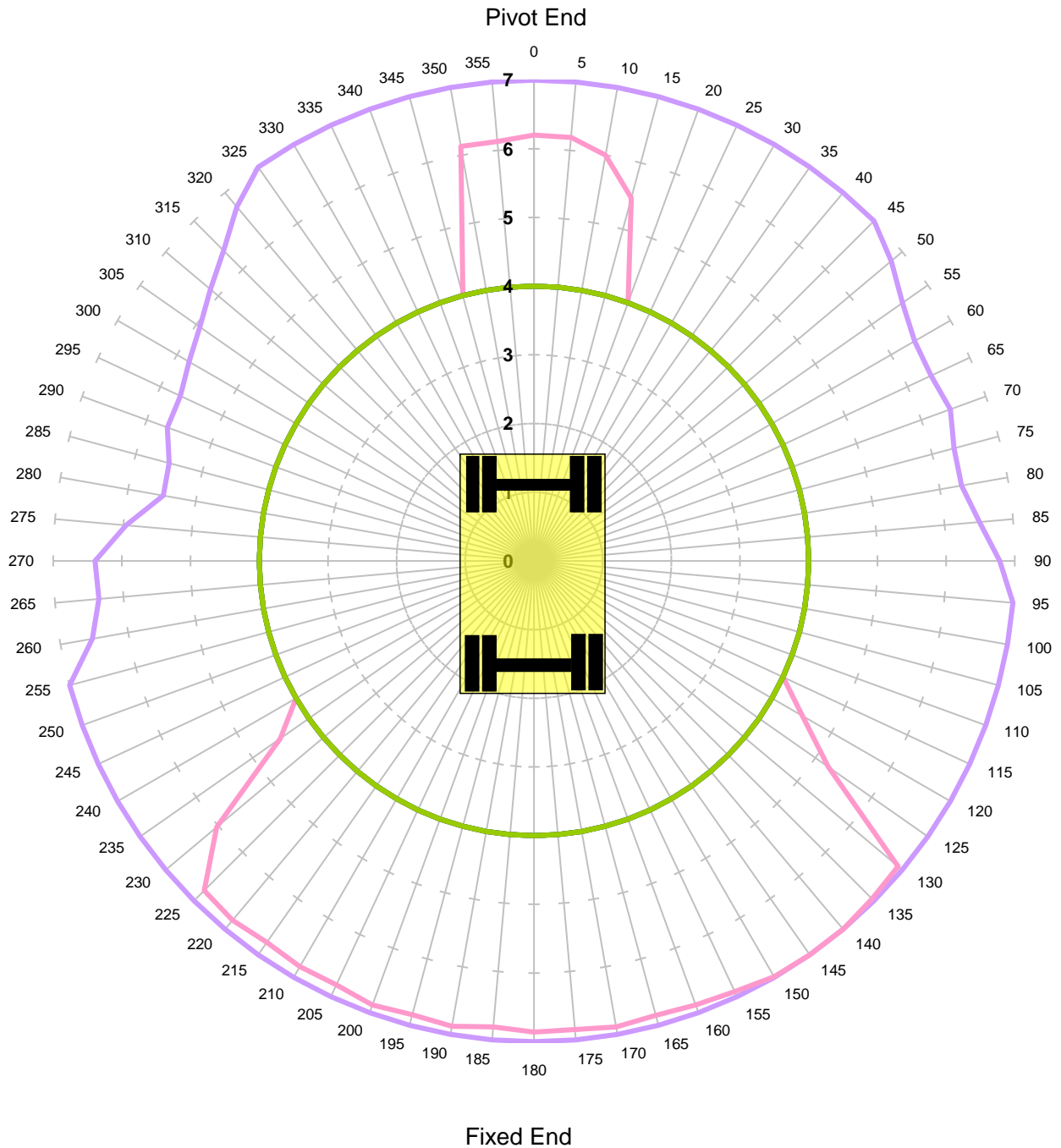
- 1
- 2
- 3
- 4
- 5
- 6
- 7
- 8
- 9
- 10

<b>MACHINE &amp; MODEL:</b>	Case 988	<b>REFERENCE:</b>	99709 940611-5
<b>SERIAL No:</b>	CGG0232253	<b>DATE OF CHART:</b>	22-Apr-2024
<b>EQUIPMENT:</b>	4.29m + 2.1m	<b>SAFETY FACTOR:</b>	59.0%
<b>COMMENT:</b>			



**KING TRANSPORT EQUIPMENT LTD**

**Max Capacity Contours of Radius(m) Plots 2.1m Dipper  
Level Ground Height 2m Lift QH  
Unlocked Road - Tandem Lift**



Units in Tonnes

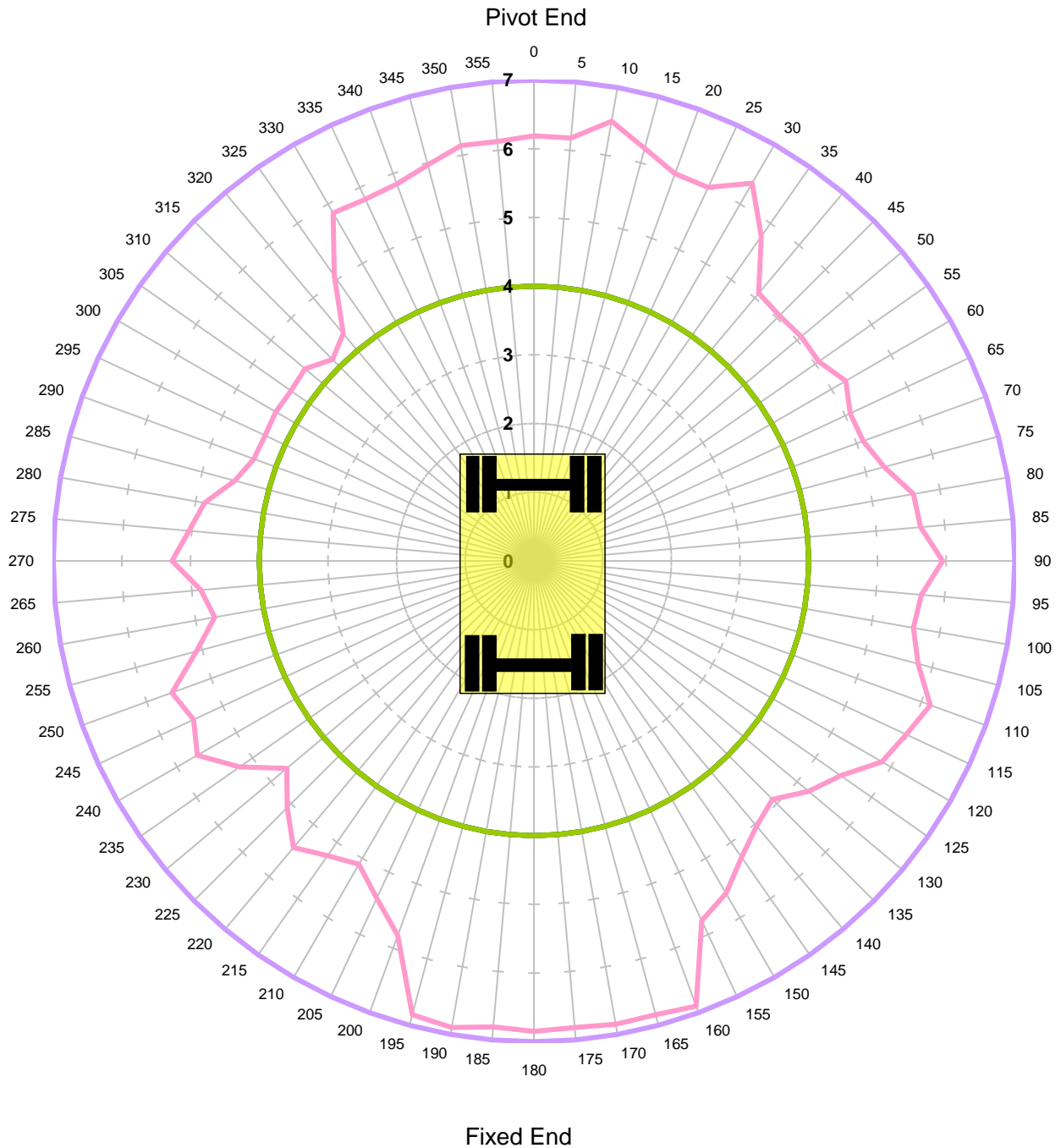
- 1
- 2
- 3
- 4
- 5
- 6
- 7
- 8
- 9
- 10

<b>MACHINE &amp; MODEL:</b>	Case 988	<b>REFERENCE:</b>	99709 940611-5
<b>SERIAL No:</b>	CGG0232253	<b>DATE OF CHART:</b>	22-Apr-2024
<b>EQUIPMENT:</b>	4.29m + 2.1m	<b>SAFETY FACTOR:</b>	50.0%
<b>COMMENT:</b>			



**KING TRANSPORT EQUIPMENT LTD**

**Max Capacity Contours of Radius(m) Plots 2.1m Dipper  
Level Ground Height 2m Lift QH  
Locked Road - Tandem Lift**



Units in Tonnes

- 1
- 2
- 3
- 4
- 5
- 6
- 7
- 8
- 9
- 10

<b>MACHINE &amp; MODEL:</b>	Case 988	<b>REFERENCE:</b>	99709 940611-5
<b>SERIAL No:</b>	CGG0232253	<b>DATE OF CHART:</b>	22-Apr-2024
<b>EQUIPMENT:</b>	4.29m + 2.1m	<b>SAFETY FACTOR:</b>	50.0%
<b>COMMENT:</b>			